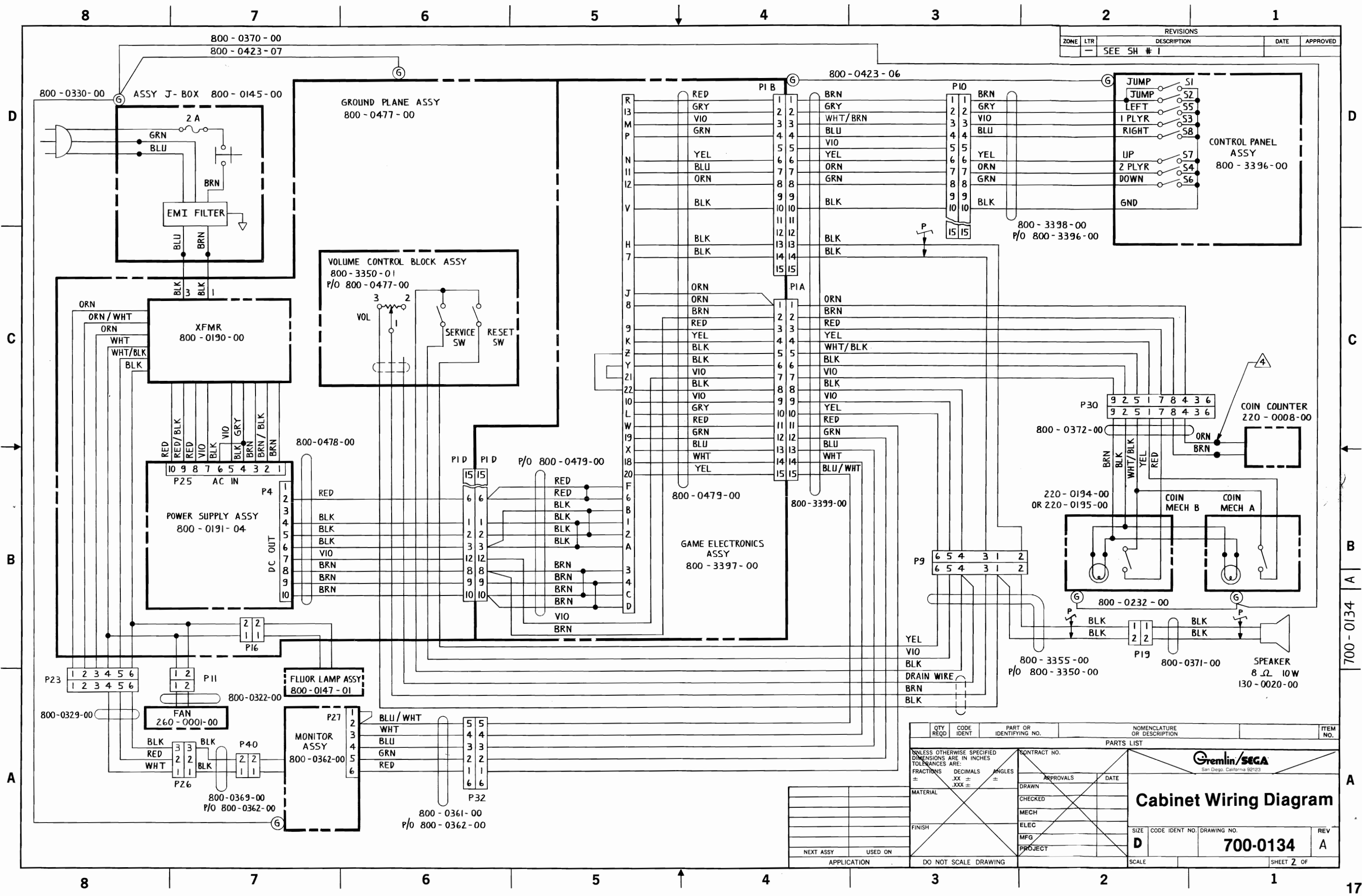


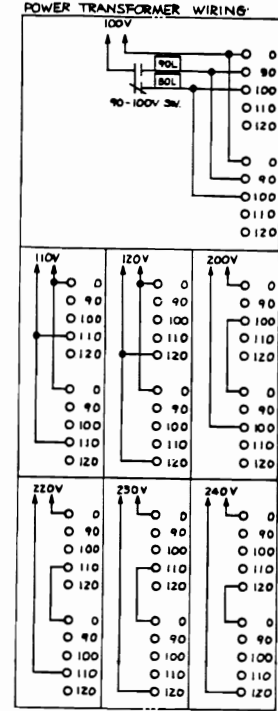
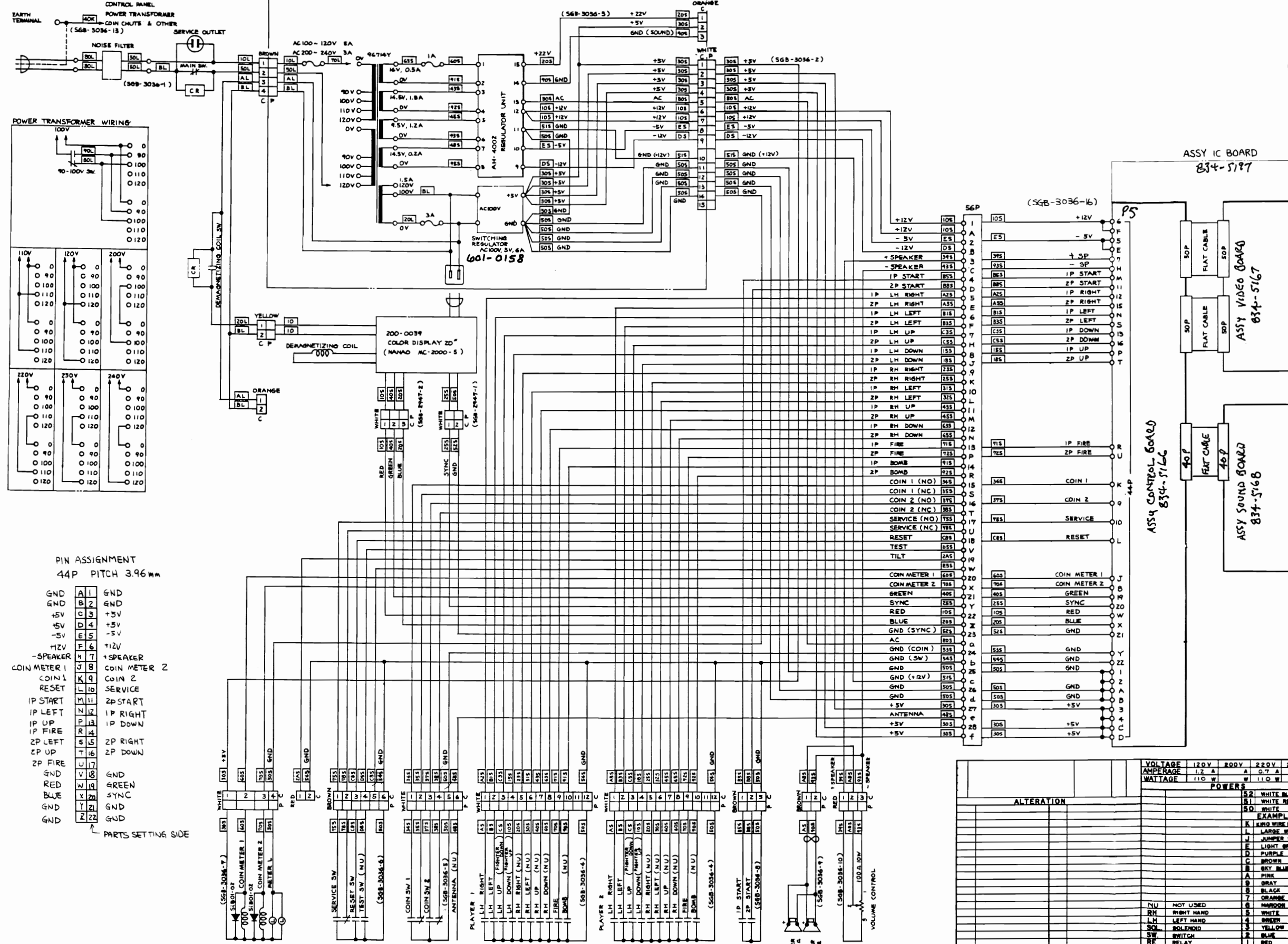
REVISIONS		DATE	APPROVED
ZONE	LTR	DESCRIPTION	
-	-	SEE SH # 1	



QTY REQD	CODE IDENT	PART OR IDENTIFYING NO.	NOMENCLATURE OR DESCRIPTION	ITEM NO.
PARTS LIST				
UNLESS OTHERWISE SPECIFIED DIMENSIONS ARE IN INCHES TOLERANCES ARE: FRACTIONS DECIMALS ANGLES ± .XX ± .XXX ±				
MATERIAL		CONTRACT NO.		
FINISH		APPROVALS DATE		
NEXT ASSY USED ON		DRAWN		
APPLICATION		CHECKED		
DO NOT SCALE DRAWING		MECH		
		ELEC		
		MFG		
		PROJECT		
		Cabinet Wiring Diagram		
		SIZE CODE IDENT NO. DRAWING NO. REV D 700-0134 A		
		SCALE SHEET 2 OF		

ISSUE
1982. 2. 26
P. ENG. DEPT.
SEGA

834-0340 POWER SUPPLY UNIT



PIN ASSIGNMENT
44P PITCH 3.96mm

GND	A1	GND
GND	B2	GND
+5V	C3	+5V
+5V	D4	+5V
-5V	E5	-5V
+12V	F6	+12V
-SPEAKER	G7	+SPEAKER
COIN METER 1	H8	COIN METER 2
COIN 1	I9	COIN 2
RESET	J10	SERVICE
1P START	K11	2P START
1P LEFT	L12	1P RIGHT
1P UP	M13	1P DOWN
1P FIRE	N14	1P DOWN
2P LEFT	O15	2P RIGHT
2P UP	P16	2P DOWN
2P FIRE	Q17	
GND	R18	GND
RED	S19	GREEN
BLUE	T20	SYNC
GND	U21	GND
GND	V22	GND

↑ PARTS SETTING SIDE

DC+22V	—	8A
DC-12V	—	8A
DC-5V	37	8A
DC+12V	200	8A
DC+5V	4.3	A
VOLTAGE		AMPERAGE
▽ 95-2009		

VOLTAGE	120V	200V	220V	230V	240V	100V
AMPERAGE	1.2 A	A	0.7 A	0.7 A	0.7 A	110 W
WATTAGE	110 W	W	110 W	110 W	110 W	

POWERS

52	WHITE BLUE	POWER CONNECTION
51	WHITE RED	CIRCLE W THE SWITCH
50	WHITE	SYMBOLS INDICATES OPERATION BY A MOTOR

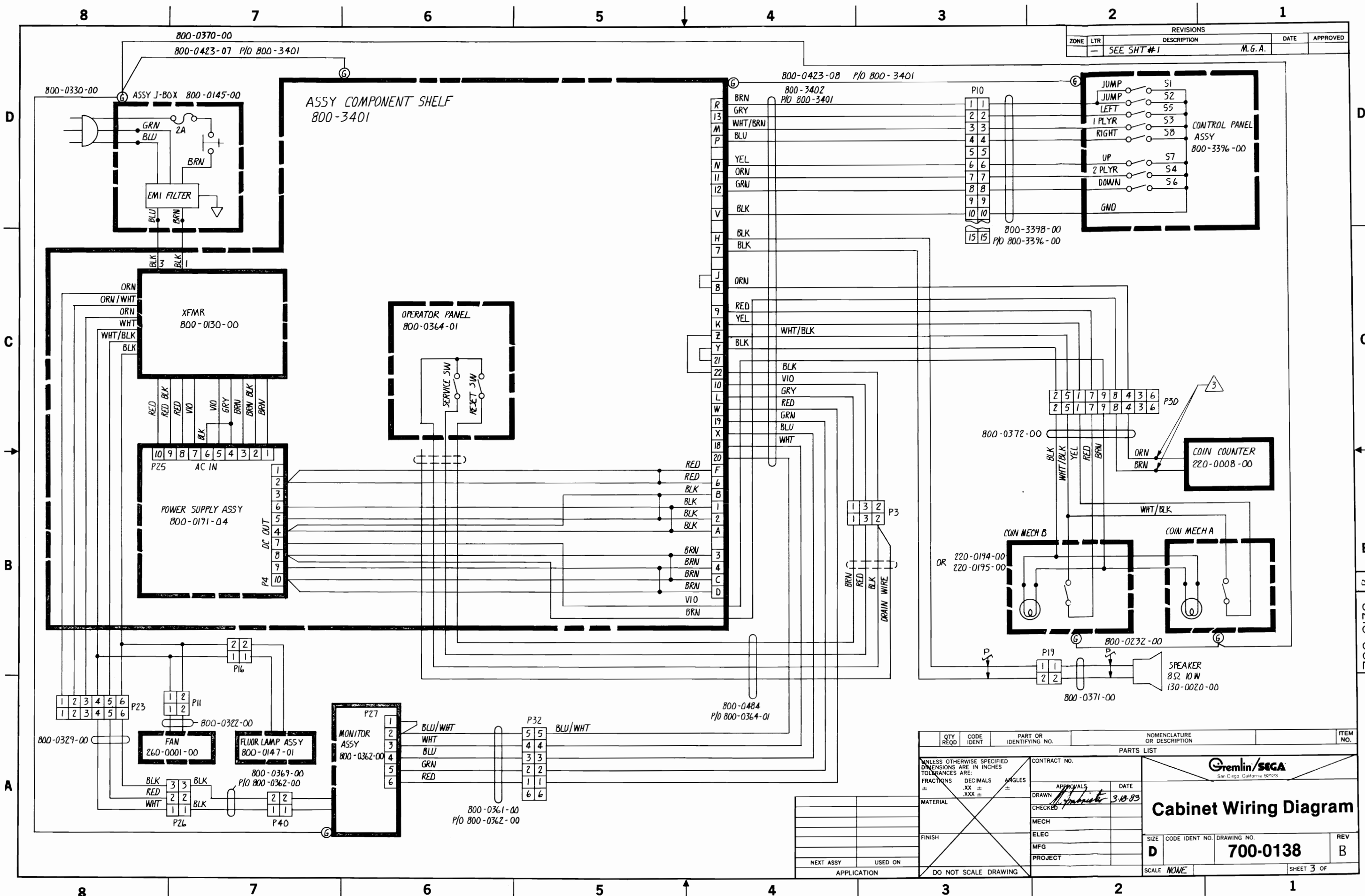
EXAMPLES

K	WIRE WIRE (NO. 1)	MAKE AND BREAK SWITCH
L	LARGE WIRE	
J	JUMPER WIRE	
E	LIGHT SWITCH	NORMALLY CLOSED SWITCH OPEN WHEN ENERGIZED
D	PURPLE	
C	BROWN	
B	SKY BLUE	
A	PINK	NORMALLY OPEN SWITCH CLOSED WHEN ENERGIZED
9	GRAY	
8	BLACK	
7	ORANGE	
6	MAROON	SWITCH SYMBOLS
5	WHITE	ACB
4	GREEN	ASSY.
3	YELLOW	CFD
2	BLUE	DR
1	RED	DR

COIL LOCATIONS RELAY LOCATIONS ABBREVIATIONS USED WIRE COLOR CODE

SGB-3036

Cabinet Wiring Diagram (AC100~240V) 700-0137
DESCRIPTION SCHEMATIC DIAGRAM NO.



REVISIONS				
ZONE	LTR	DESCRIPTION	DATE	APPROVED
-	-	SEE SHT #1	M.G.A.	

QTY	CODE	PART OR IDENT	NOMENCLATURE OR DESCRIPTION	ITEM NO.
PARTS LIST				
UNLESS OTHERWISE SPECIFIED DIMENSIONS ARE IN INCHES TOLERANCES ARE:		CONTRACT NO.		
FRACTIONS	DECIMALS	ANGLES	APPROVALS	DATE
±	.XX ±	±	<i>[Signature]</i>	3-18-83
MATERIAL	FINISH		DRAWN	
			CHECKED	
			MECH	
			ELEC	
			MFG	
			PROJECT	
NEXT ASSY		USED ON	APPLICATION	
			DO NOT SCALE DRAWING	

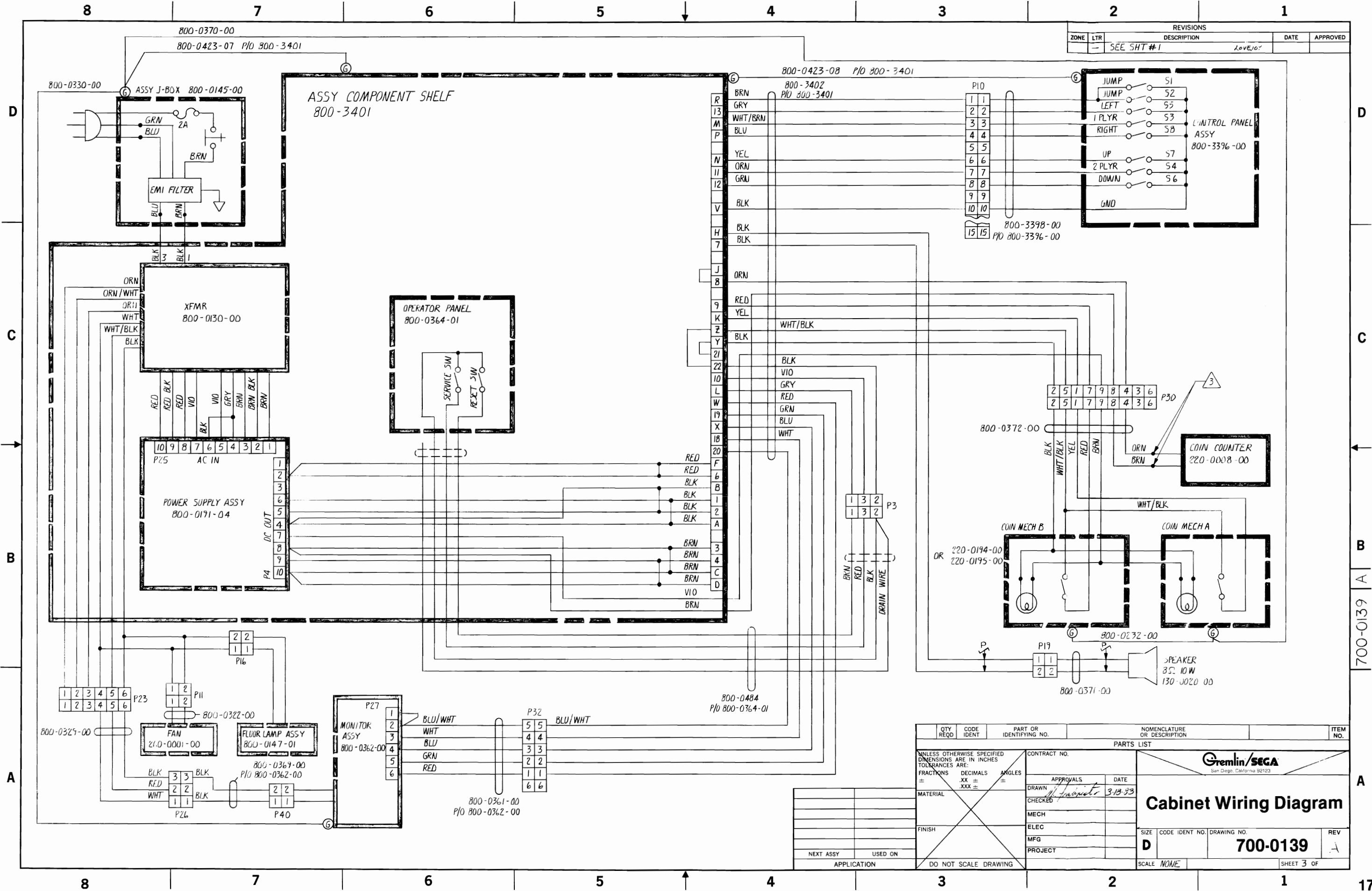
Gremlin/SEGA
San Diego, California 92123

Cabinet Wiring Diagram

SIZE: **D** CODE IDENT NO: **700-0138** DRAWING NO: **700-0138** REV: **B**

SCALE: *NONE* SHEET 3 OF

REVISIONS				
ZONE	LTR	DESCRIPTION	DATE	APPROVED
-	-	SEE SHT #1	Lovejoy	



QTY REQD	CODE IDENT	PART OR IDENTIFYING NO.	NOMENCLATURE OR DESCRIPTION	ITEM NO.
PARTS LIST				
UNLESS OTHERWISE SPECIFIED DIMENSIONS ARE IN INCHES TOLERANCES ARE:		CONTRACT NO.		
FRACTIONS	DECIMALS	ANGLES	APPROVALS	
±	.XX ±	±	DATE	
±	.XXX ±	±	DRAWN <i>[Signature]</i> 3-18-73	
MATERIAL		MECH		
FINISH		ELEC		
NEXT ASSY		MFG		
USED ON		PROJECT		
APPLICATION		SCALE <i>NONE</i>		

Gremlin/SEGA
San Diego, California 92123

Cabinet Wiring Diagram

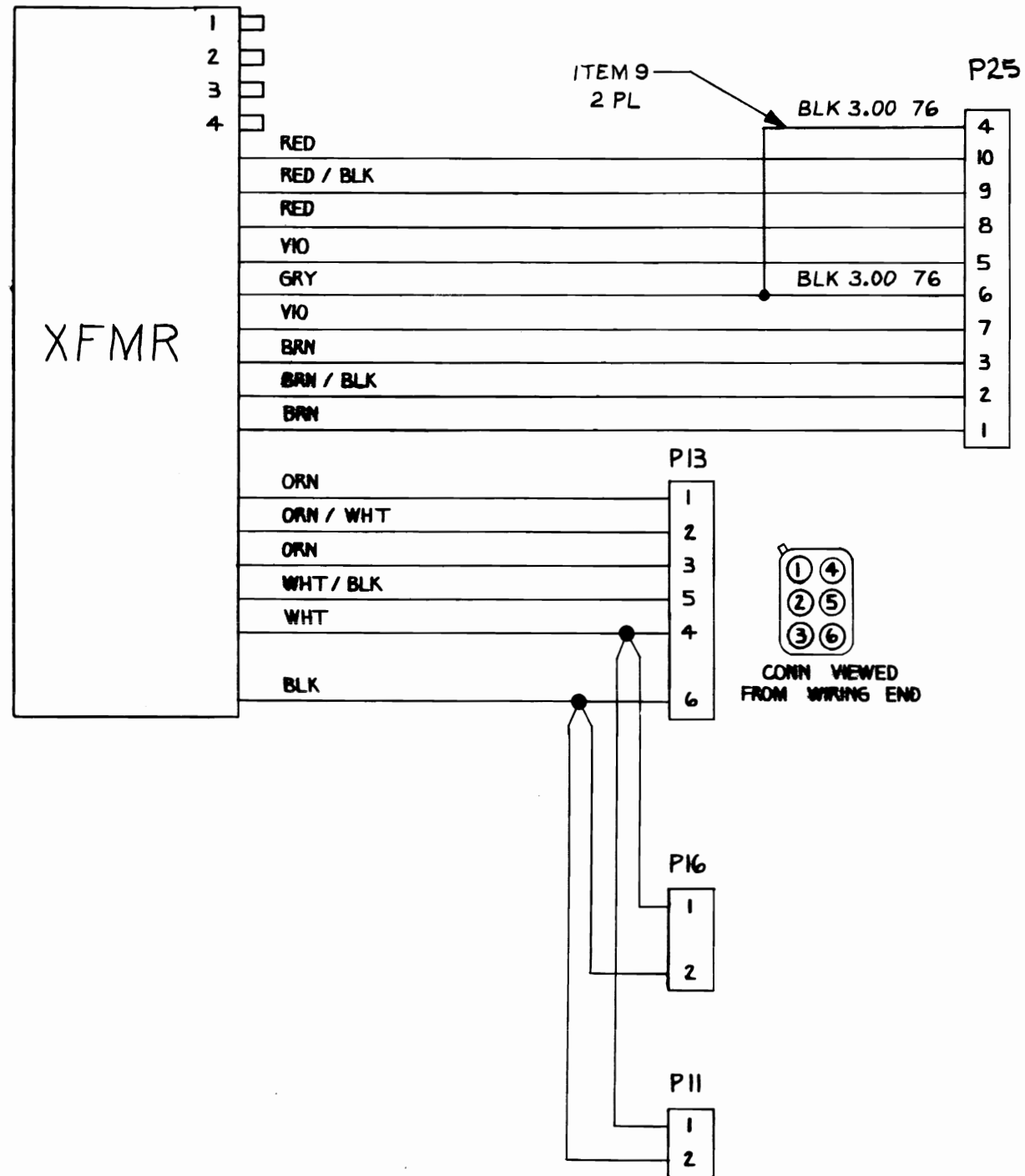
SIZE CODE IDENT NO. DRAWING NO. **700-0139** REV **A**

700-0139 A

173

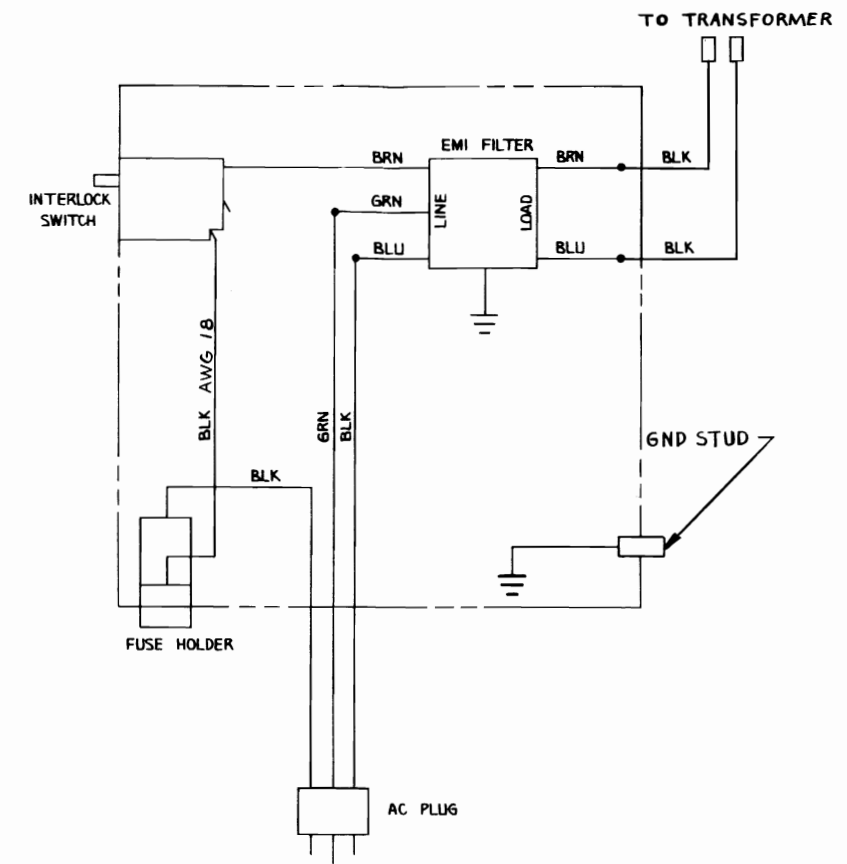
EMI Transformer Assembly

800-0190



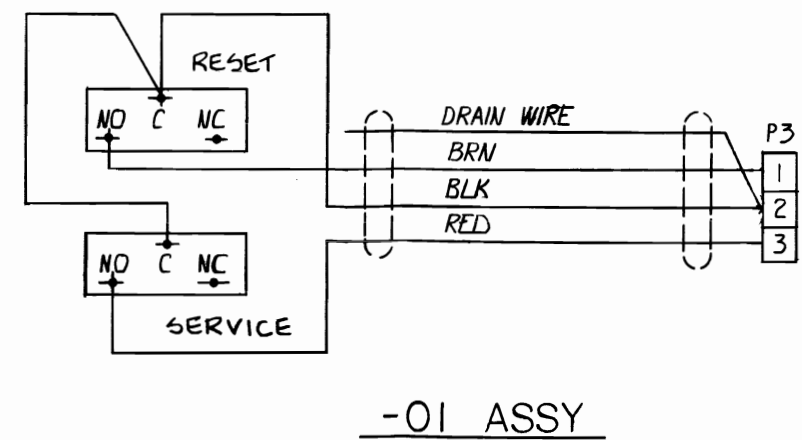
AC Junction Box Assembly

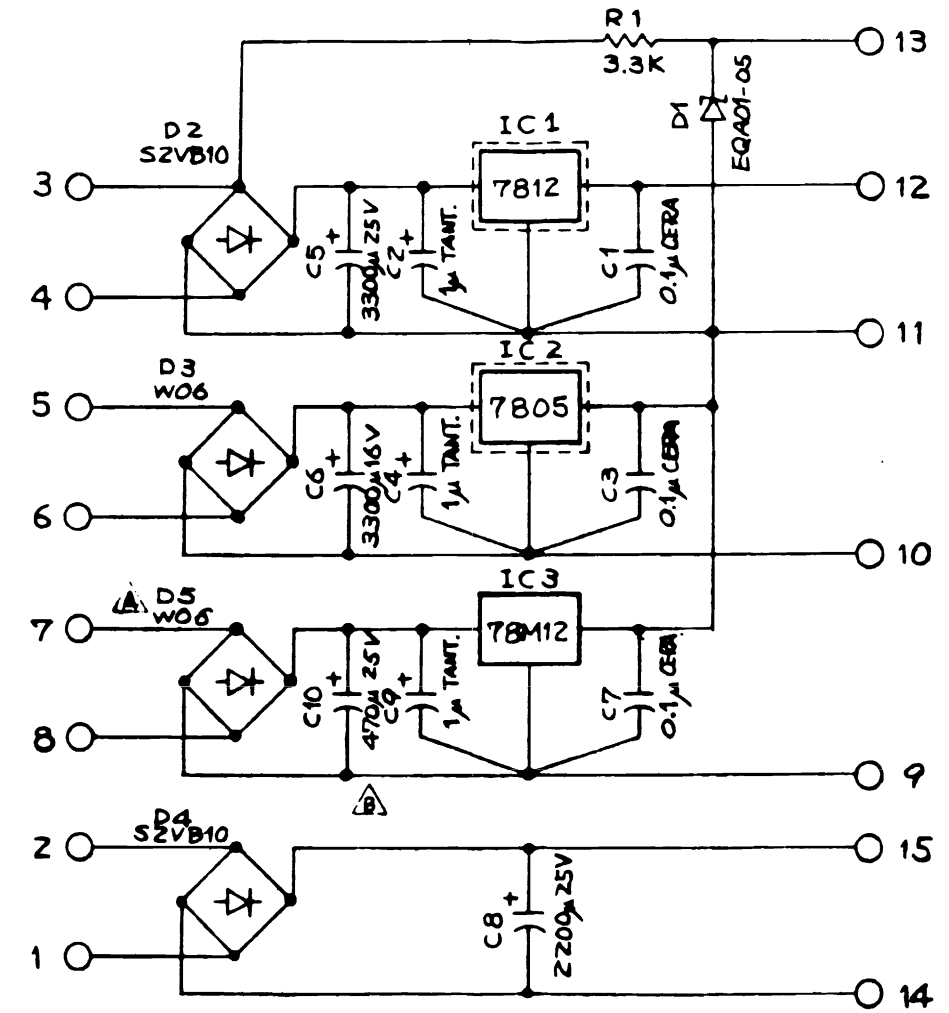
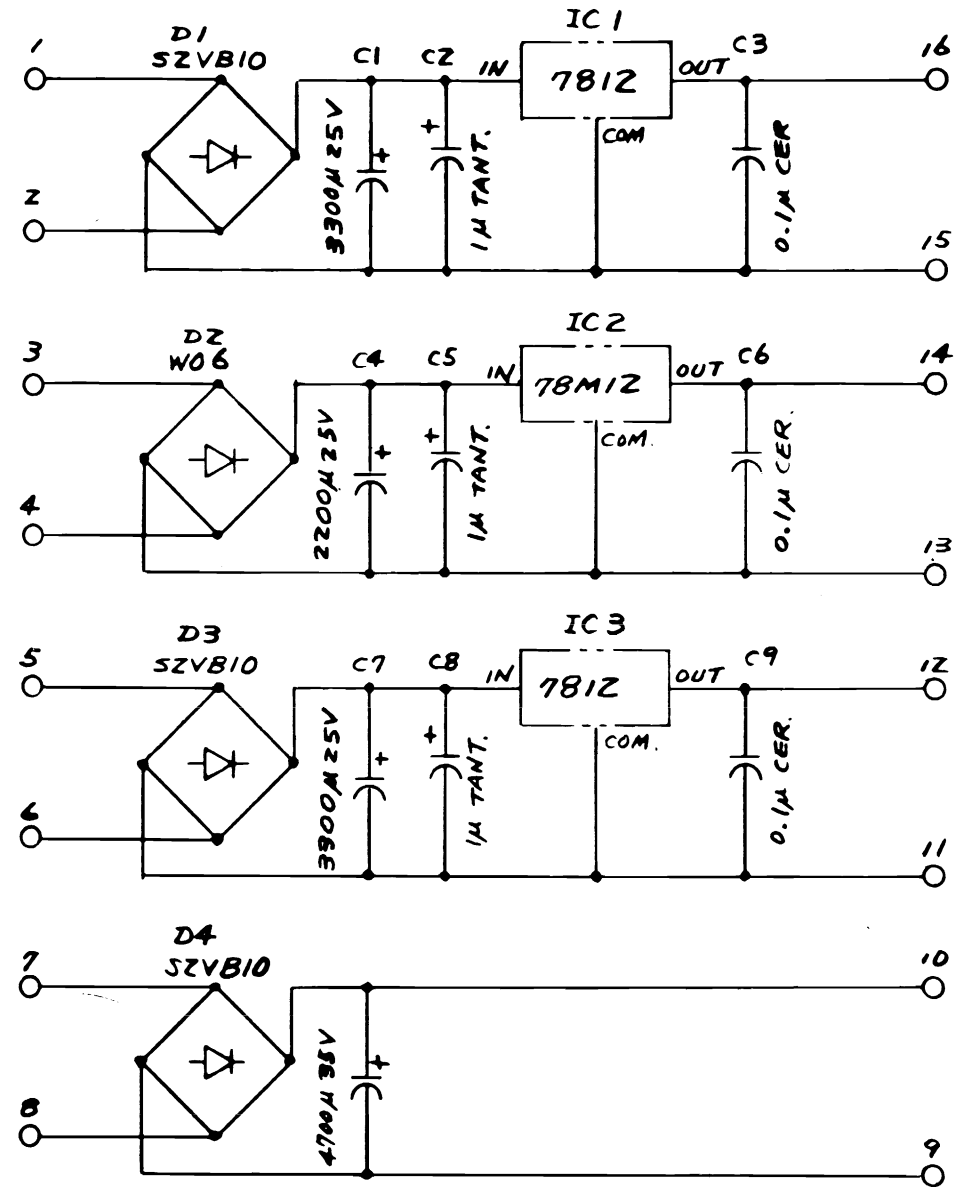
800-0145



Operator Control Block Assembly

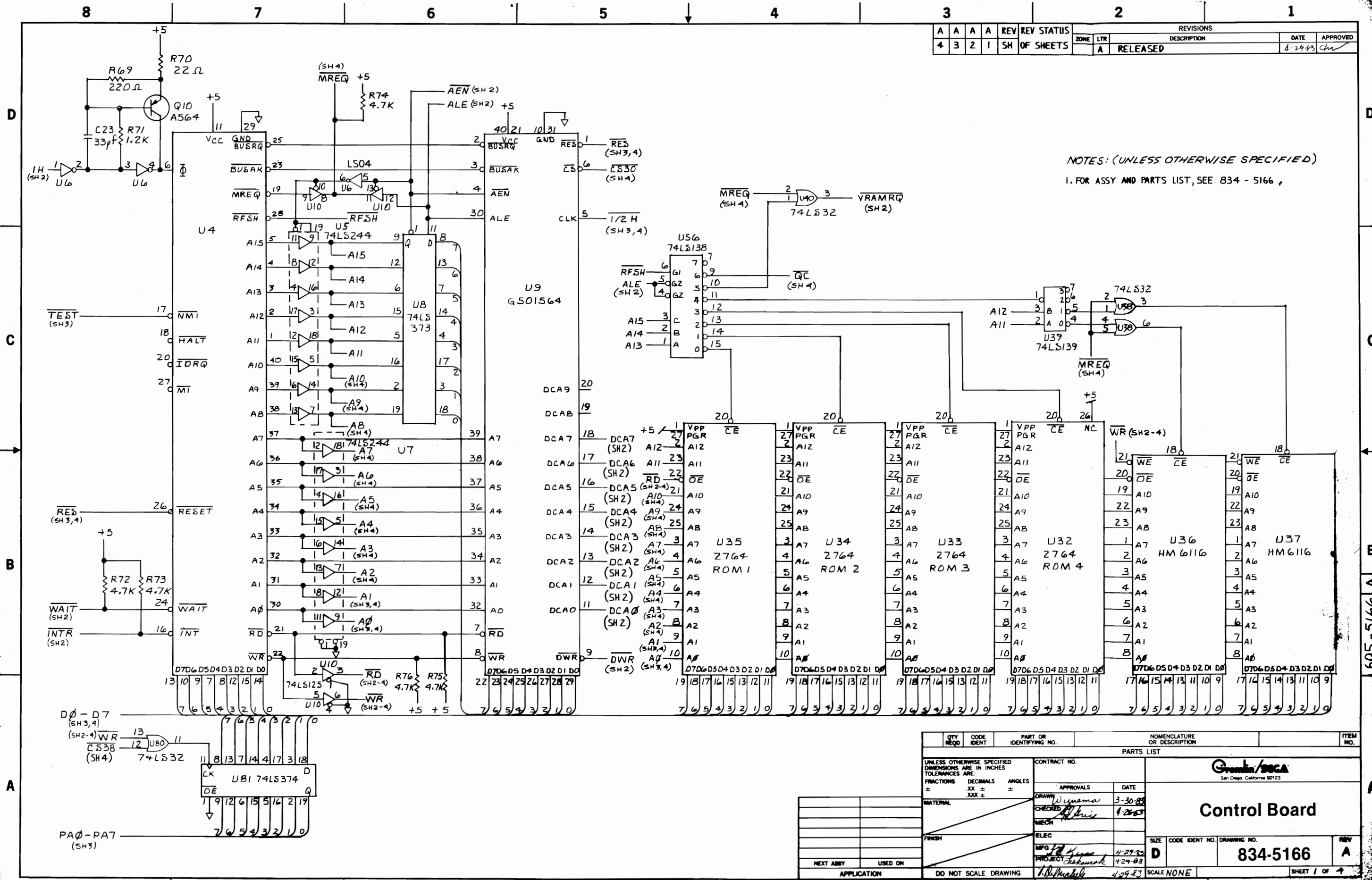
800-0364





A	A	A	A	REV	REV STATUS	REVISIONS		DATE	APPROVED
4	3	2	1	SH	OF SHEETS	ZONE	LTR	DESCRIPTION	
						A	RELEASED		4-29-83

NOTES: (UNLESS OTHERWISE SPECIFIED)
 1. FOR ASSY AND PARTS LIST, SEE 834 - 5166 ,



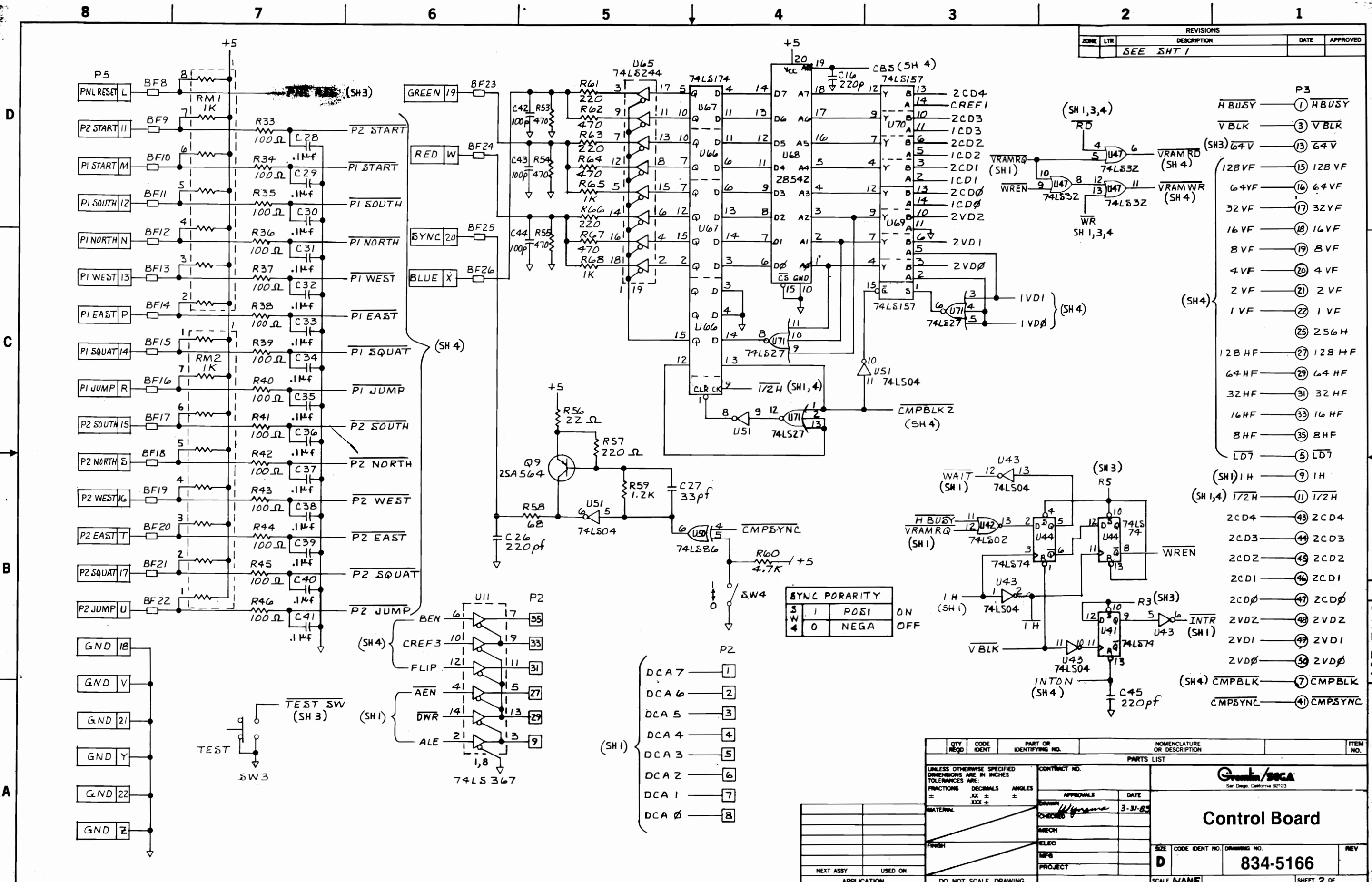
QTY REQD	CODE IDENT	PART OR IDENTIFYING NO.	NOMENCLATURE OR DESCRIPTION	ITEM NO.
PARTS LIST				
UNLESS OTHERWISE SPECIFIED DIMENSIONS ARE IN INCHES TOLERANCES ARE:				
FRACTIONS	DECIMALS	ANGLES		
±	.XX ±	±		
MATERIAL				
FINISH				
NEXT ASSY USED ON				
APPLICATION				

CONTRACT NO.	APPROVALS		DATE
	DRAWN	CHECKED	
	MECH	ELEC	
	MFG	PROJECT	

SIZE	CODE IDENT NO.	DRAWING NO.	REV
D		834-5166	A
DO NOT SCALE DRAWING		SCALE NONE	SHEET 1 OF 4

605-5166 A 1

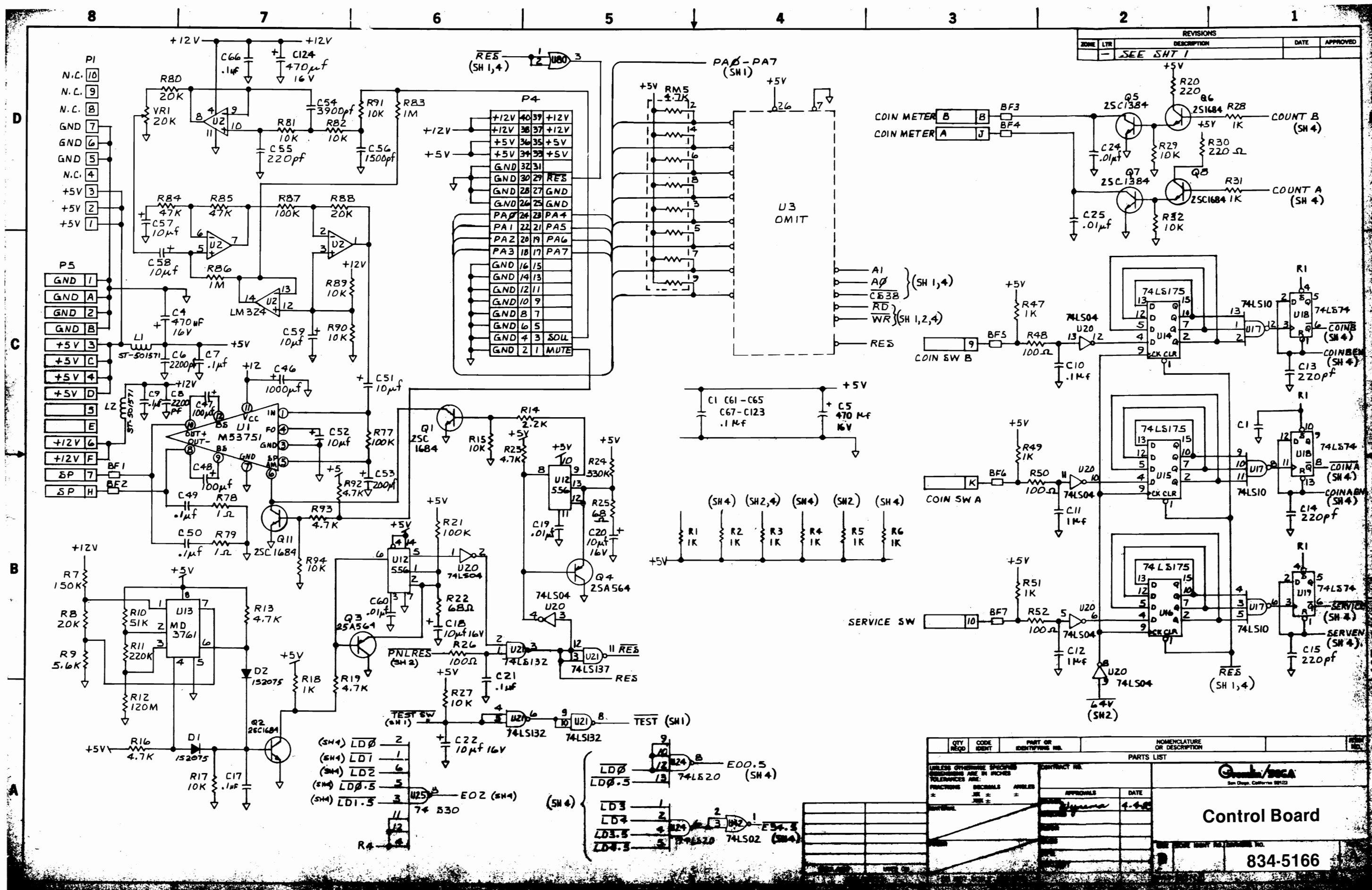
REVISIONS				
ZONE	LTR	DESCRIPTION	DATE	APPROVED
		SEE SHT 1		



SW	POS	NEGA
3	1	0
4	0	1

QTY	CODE	PART OR	NOMENCLATURE	ITEM
REQD	IDENT	IDENTIFYING NO.	OR DESCRIPTION	NO.
PARTS LIST				
<small>UNLESS OTHERWISE SPECIFIED DIMENSIONS ARE IN INCHES TOLERANCES ARE: FRACTIONS DECIMALS ANGLES ± .XX ± ± XXX ± ±</small>			Griffin/seca <small>San Diego California 92123</small>	
<small>MATERIAL</small> <small>FINISH</small>		<small>APPROVALS</small> <small>CHECKED</small> <small>MECH</small> <small>RELEC</small> <small>MFG</small> <small>PROJECT</small>		<small>DATE</small> 3-31-85
Control Board			<small>SIZE CODE IDENT NO. DRAWING NO.</small> D 834-5166	<small>REV</small>
<small>SCALE NONE</small>			<small>SHEET 2 OF</small>	

1605-5166 A B



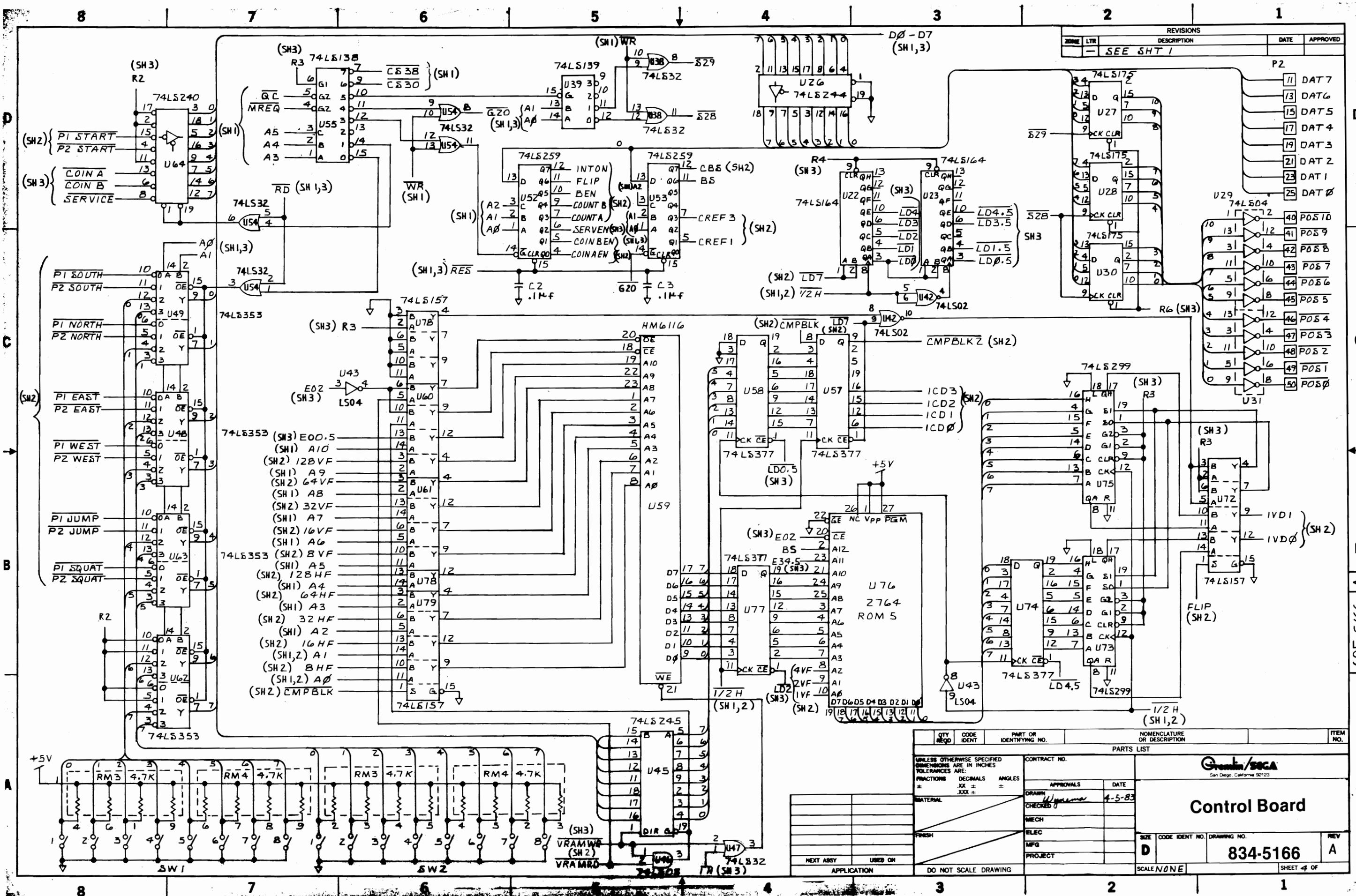
REVISIONS			
ZONE	LTR	DESCRIPTION	DATE
-	SEE	SHT 1	

QTY	CODE	PART OR IDENTIFYING NO.	NOMENCLATURE OR DESCRIPTION	REV. NO.

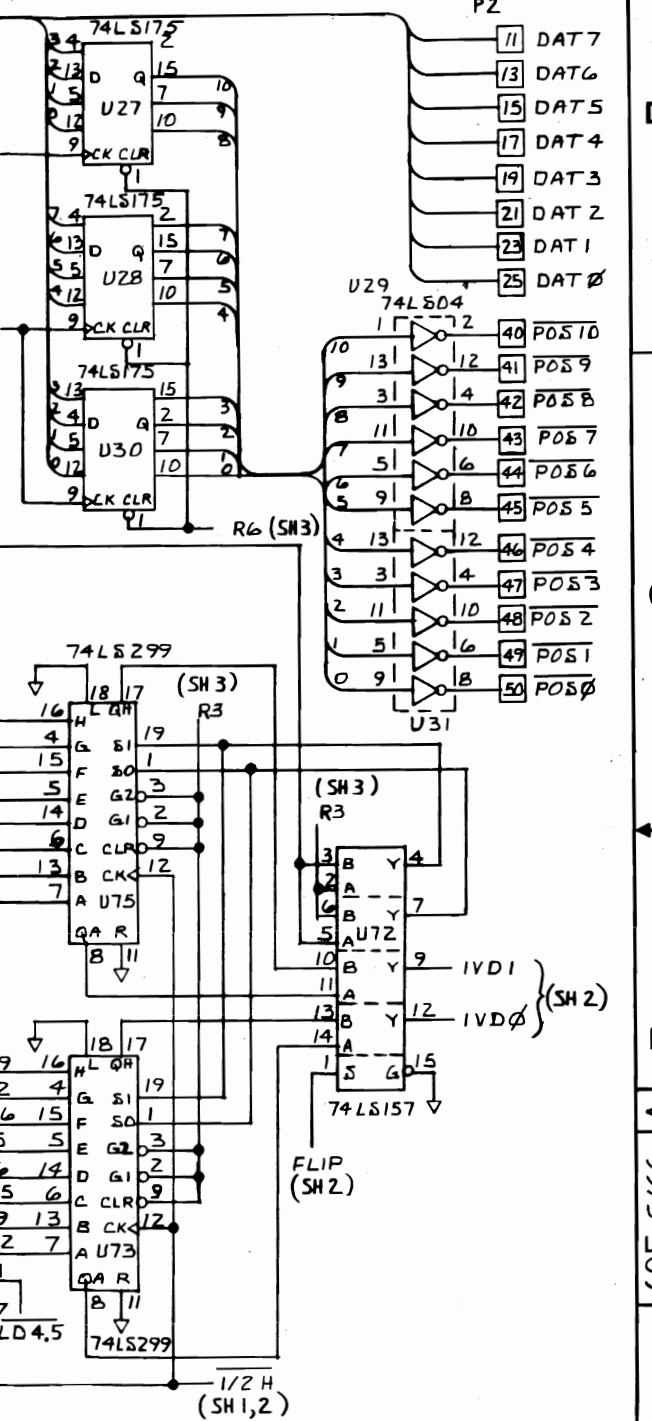
UNLESS OTHERWISE SPECIFIED TOLERANCES ARE IN INCHES		FRANCHISES DECIMALS ANGLES	
* .015	± .001	± .001	± .001

APPROVALS		DATE
[Signature]		4-4-68

Control Board	
834-5166	



ZONE	LTR	REVISIONS	DATE	APPROVED
		DESCRIPTION		
		SEE SHT 1		



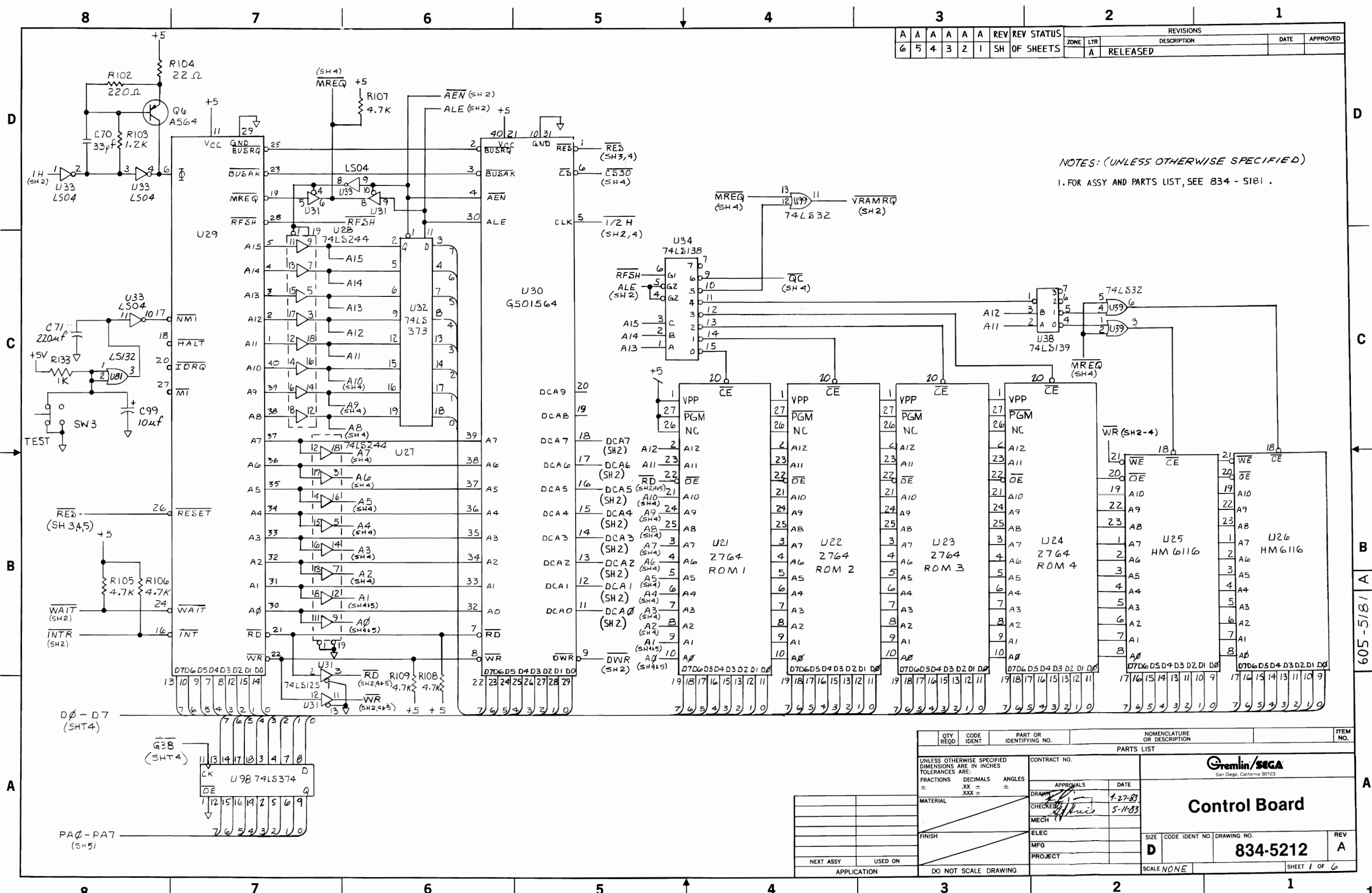
QTY	REQD	CODE	PART OR IDENTIFYING NO.	NOMENCLATURE OR DESCRIPTION	ITEM NO.
PARTS LIST					
UNLESS OTHERWISE SPECIFIED DIMENSIONS ARE IN INCHES TOLERANCES ARE: FRACTIONS DECIMALS ANGLES ± .XX ± .XXX ±					
MATERIAL			CONTRACT NO.		
FINISH			DRAWING APPROVALS DATE		
NEXT ASSY USED ON APPLICATION			DRAWN BY: [Signature] 4-5-83		
			CHECKED BY: [Signature]		
			MECH		
			ELEC		
			MFG		
			PROJECT		
			SCALE: NONE		
			SHEET 4 OF		

Control Board

834-5166 A

605-5166 A B C D

REVISIONS										
REV	REV STATUS	ZONE	LTR	DESCRIPTION	DATE	APPROVED				
6	5	4	3	2	1	SH	A	RELEASED		



NOTES: (UNLESS OTHERWISE SPECIFIED)
 1. FOR ASSY AND PARTS LIST, SEE 834 - 5181 .

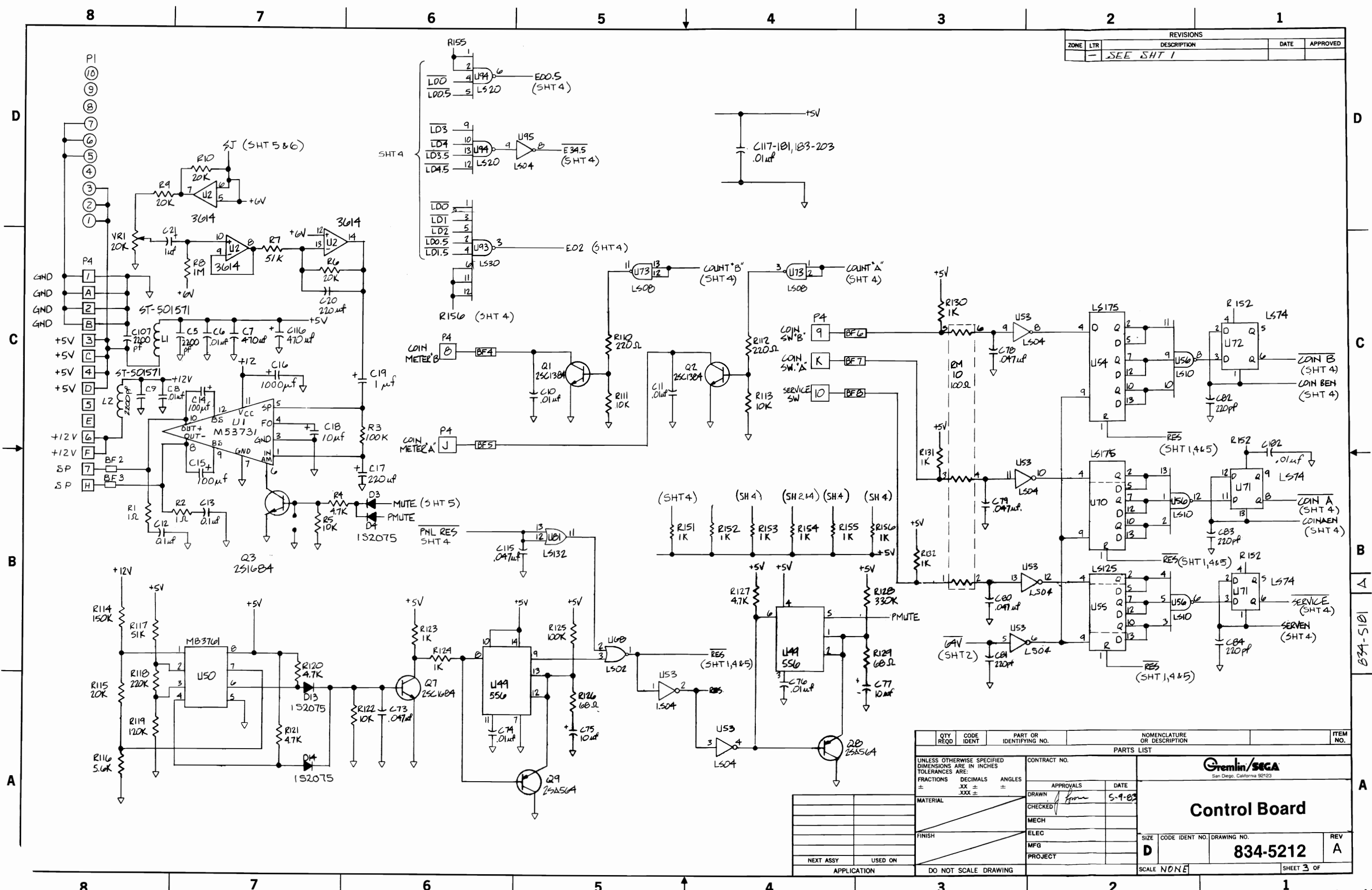
QTY REQD	CODE IDENT	PART OR IDENTIFYING NO.	NOMENCLATURE OR DESCRIPTION	ITEM NO.
PARTS LIST				
UNLESS OTHERWISE SPECIFIED DIMENSIONS ARE IN INCHES TOLERANCES ARE:		CONTRACT NO.		
FRACTIONS	DECIMALS	ANGLES	APPROVALS	
±	±	±	DATE	
MATERIAL		DRAWN: [Signature] 1-27-83		
FINISH		CHECKED: [Signature] 5-11-83		
NEXT ASSY		MECH		
USED ON		ELEC		
APPLICATION		MFG		
DO NOT SCALE DRAWING		PROJECT		

Control Board

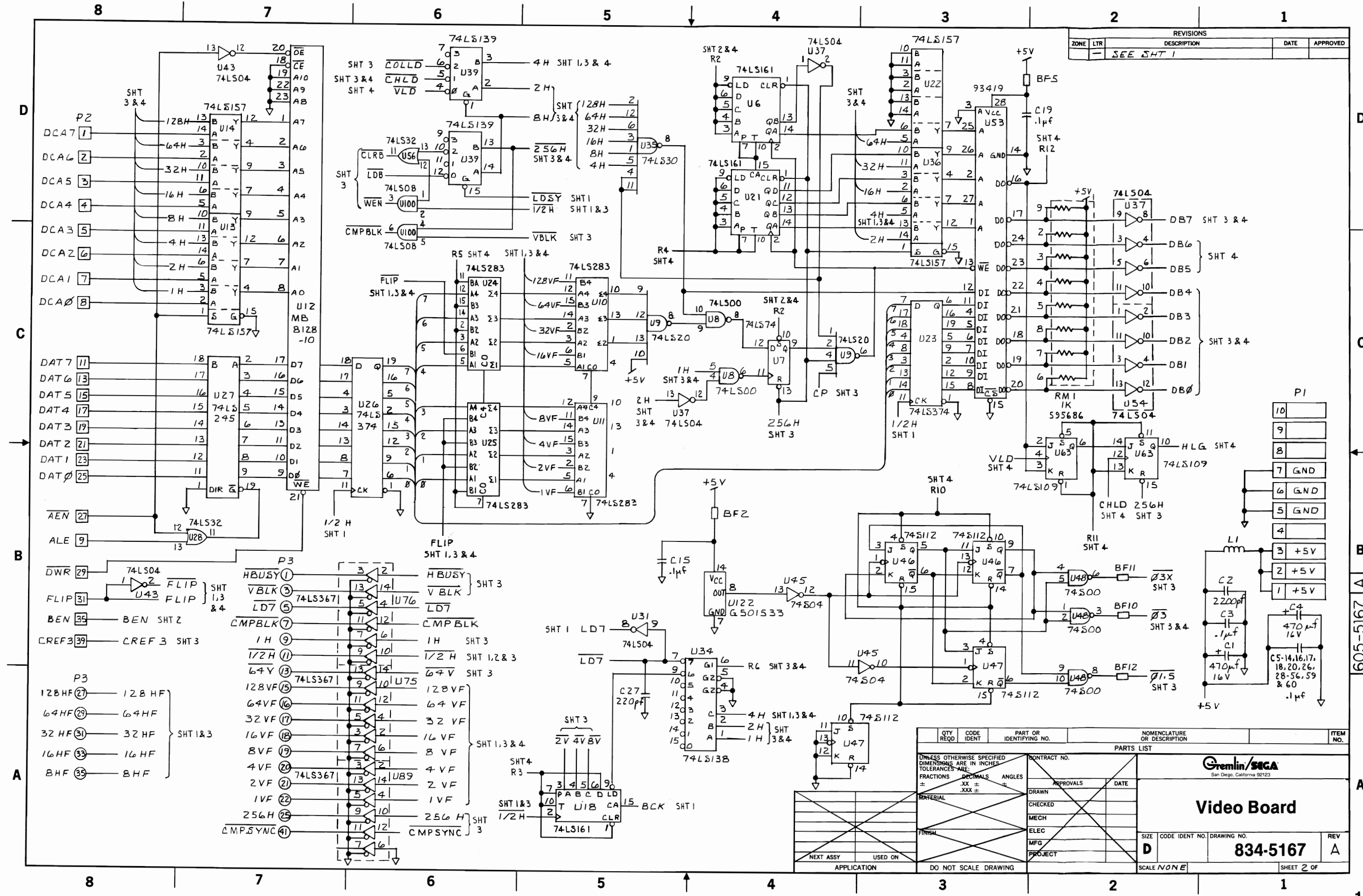
834-5212

605-5/81 A

REVISIONS			
ZONE	LTR	DESCRIPTION	DATE
-	-	SEE SHT 1	



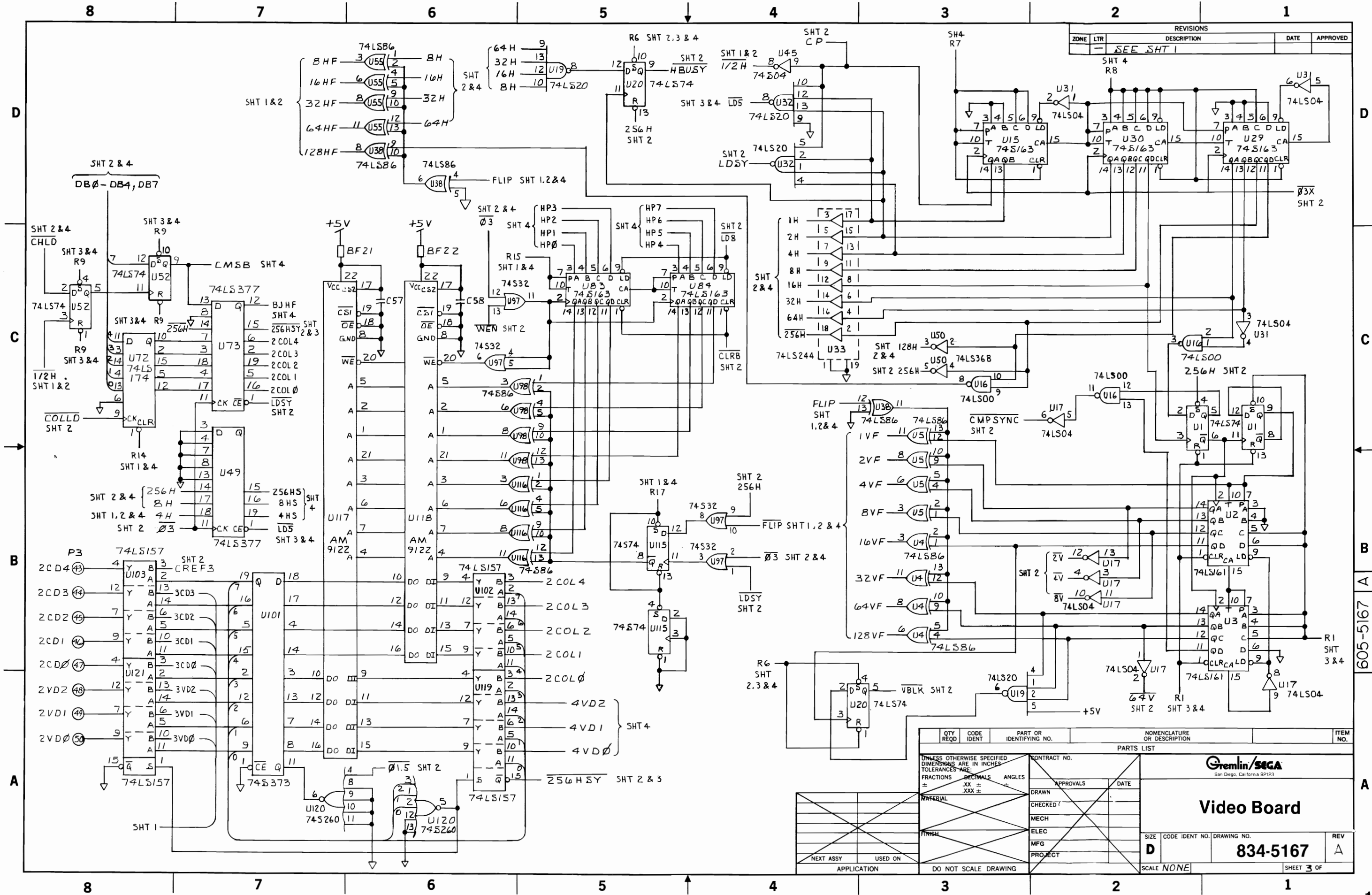
QTY REQD	CODE IDENT	PART OR IDENTIFYING NO.	NOMENCLATURE OR DESCRIPTION	ITEM NO.
PARTS LIST				
UNLESS OTHERWISE SPECIFIED DIMENSIONS ARE IN INCHES TOLERANCES ARE: FRACTIONS .XX ± DECIMALS .XXX ± ANGLES ±				
MATERIAL		CONTRACT NO.		
FINISH		APPROVALS		
NEXT ASSY		DATE		
USED ON		DRAWN		
APPLICATION		CHECKED		
		MECH		
		ELEC		
		MFG		
		PROJECT		
<div style="text-align: right;"> </div>				
<h2>Control Board</h2>				
SIZE CODE IDENT NO. DRAWING NO.				REV
D 834-5212				A
SCALE NONE				SHEET 3 OF



REVISIONS				
ZONE	LTR	DESCRIPTION	DATE	APPROVED
-	-	SEE SHT 1		

QTY REQD		CODE IDENT	PART OR IDENTIFYING NO.	NOMENCLATURE OR DESCRIPTION	ITEM NO.
UNLESS OTHERWISE SPECIFIED DIMENSIONS ARE IN INCHES TOLERANCES ARE: FRACTIONS DECIMALS ANGLES					
				PARTS LIST	
				APPROVALS DATE	
				DRAWN	
				CHECKED	
				MECH	
				ELEC	
				MFG	
				PROJECT	
SCALE		CODE IDENT NO. DRAWING NO.		REV	
D		834-5167		A	
SCALE NON E		SHEET 2 OF			

605-5167 A



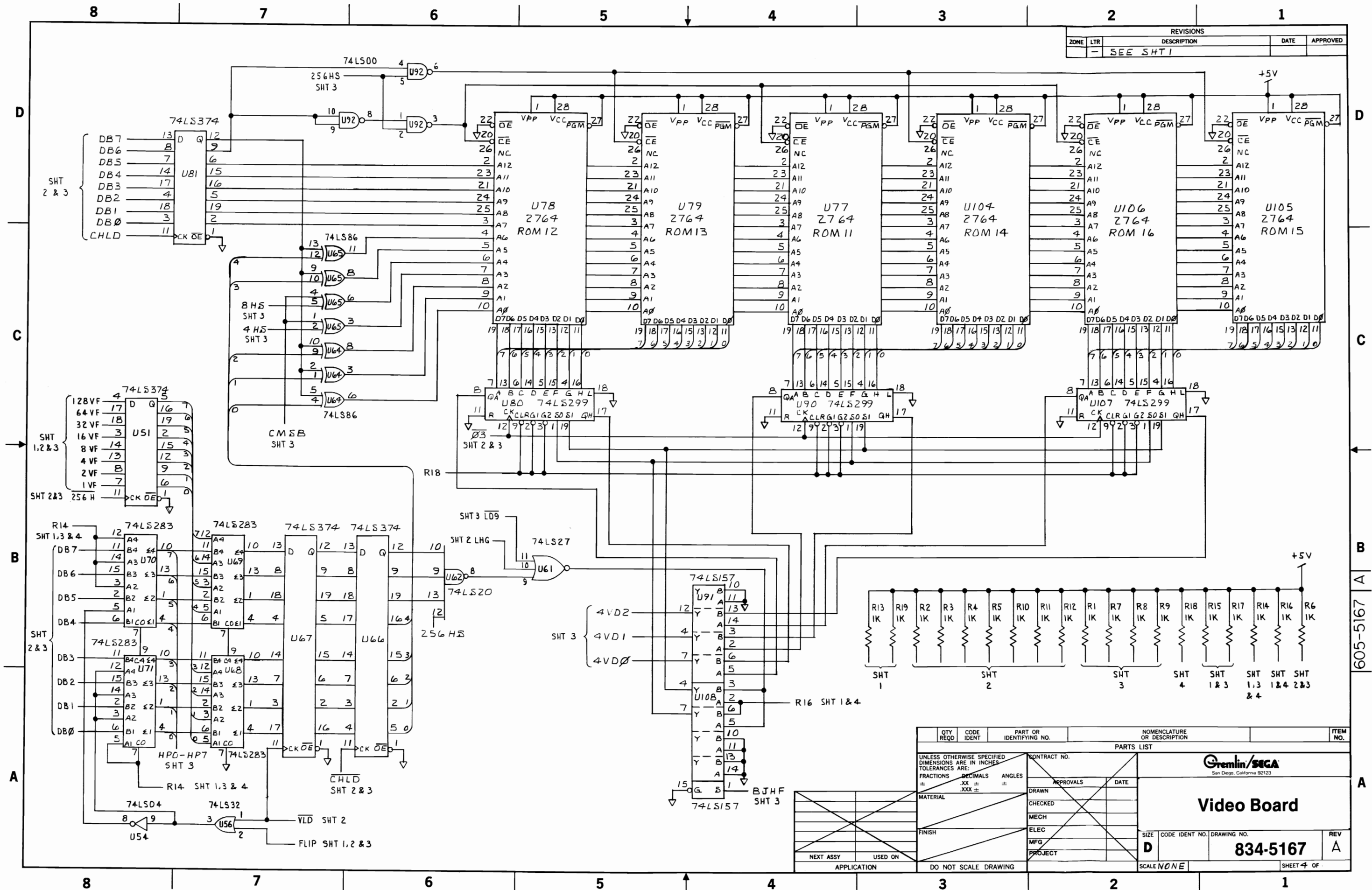
REVISIONS				
ZONE	LTR	DESCRIPTION	DATE	APPROVED
		SEE SHT 1		

QTY REQD	CODE IDENT	PART OR IDENTIFYING NO.	NOMENCLATURE OR DESCRIPTION	ITEM NO.

UNLESS OTHERWISE SPECIFIED DIMENSIONS ARE IN INCHES TOLERANCES ARE:		DRAWN		APPROVALS		DATE	
FRACTIONS	DECIMALS	ANGLES					
± .XX ±	± .XXX ±	±					
MATERIAL		CHECKED		MECH		ELEC	
FINISH		MPG		PROJECT			
NEXT ASSY		USED ON		APPLICATION		DO NOT SCALE DRAWING	

Gremlin/SEGA San Diego, California 92123		
Video Board		
SIZE	CODE IDENT NO. DRAWING NO.	REV
D	834-5167	A
SCALE NONE		SHEET 3 OF

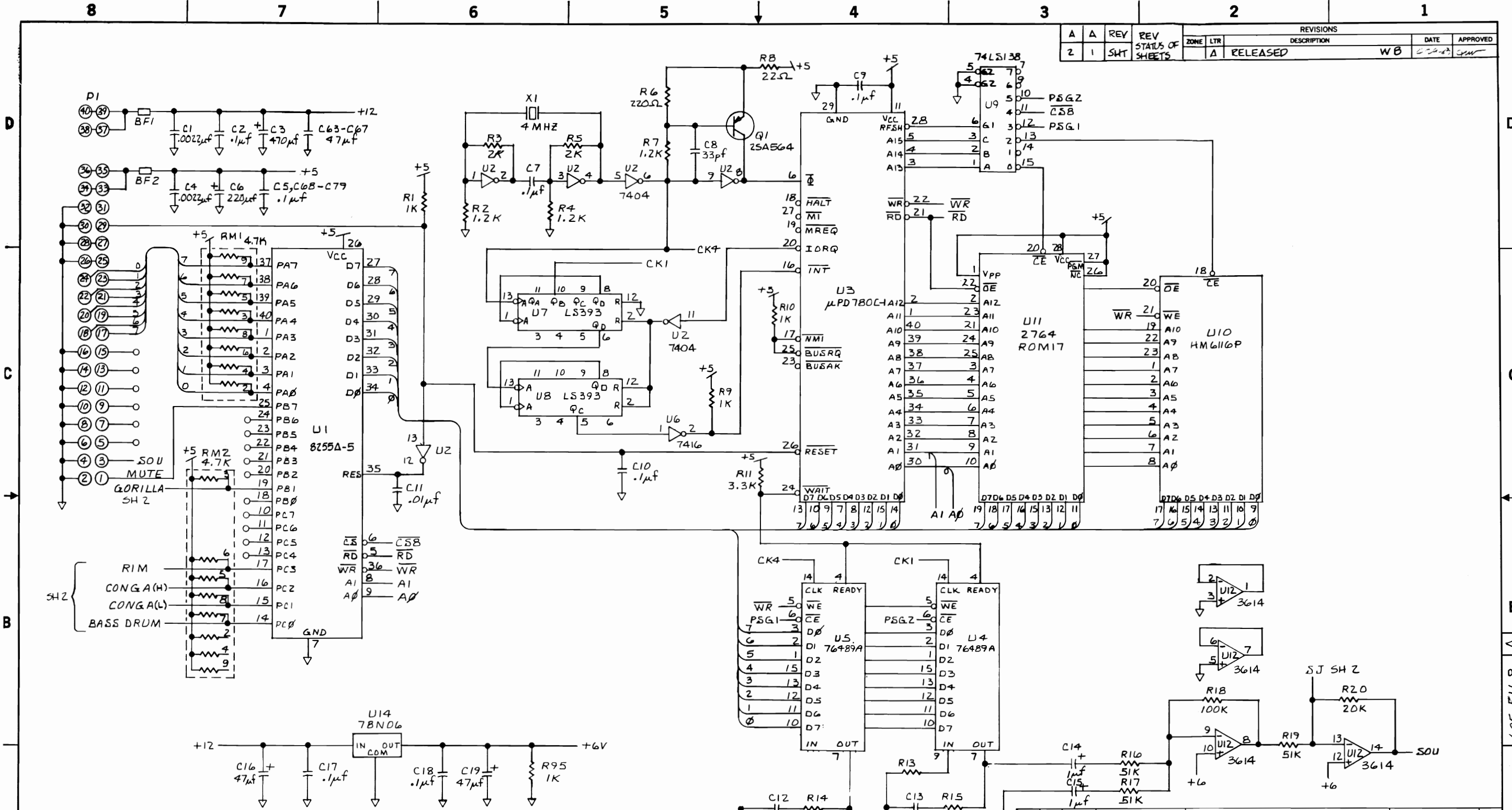
REVISIONS				
ZONE	LTR	DESCRIPTION	DATE	APPROVED
-	-	SEE SHT 1		



QTY REQD	CODE IDENT	PART OR IDENTIFYING NO.	NOMENCLATURE OR DESCRIPTION	ITEM NO.
PARTS LIST				
UNLESS OTHERWISE SPECIFIED DIMENSIONS ARE IN INCHES TOLERANCES ARE: FRACTIONS DECIMALS ANGLES ± .XX ± .XXX ±				
MATERIAL		CONTRACT NO.		
FINISH		APPROVALS DATE		
NEXT ASSY USED ON APPLICATION		DRAWN CHECKED MECH ELEC MFG PROJECT		
DO NOT SCALE DRAWING				
		Video Board		
		SIZE CODE IDENT NO. DRAWING NO.		REV
		D 834-5167		A
		SCALE NONE		SHEET 4 OF

605-5167 A

REV		REV STATUS OF SHEETS		REVISIONS		DATE	APPROVED
ZONE	LTR	DESCRIPTION	DATE	APPROVED			
A	A	REV	STATUS OF SHEETS				
2	1	SHT		A	RELEASED	WB	6-2-83



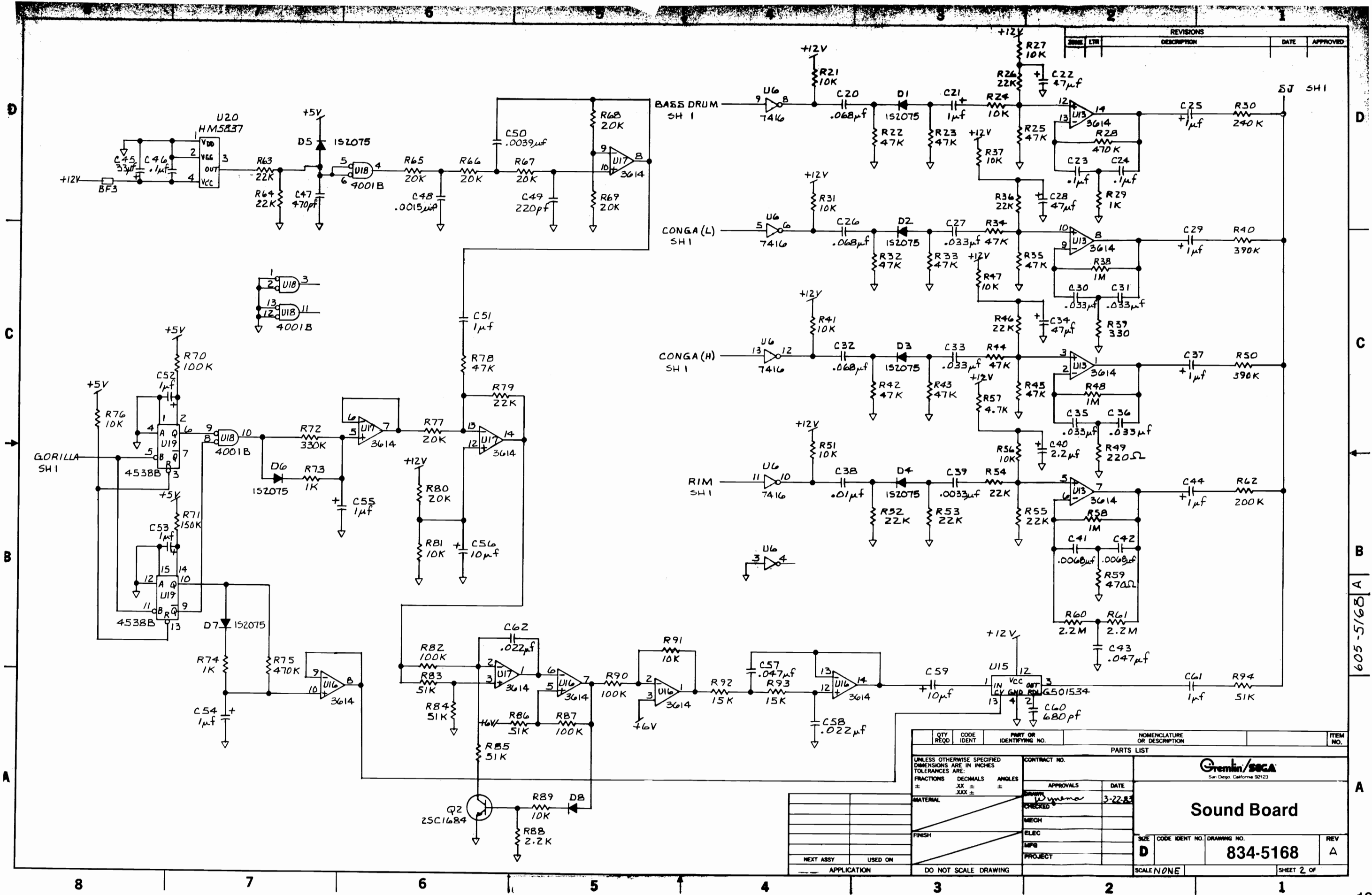
NOTES: UNLESS OTHERWISE SPECIFIED
 1. SEE 834-5168 FOR PARTS LIST AND ASSY.

QTY REQD	CODE IDENT	PART OR IDENTIFYING NO.	NOMENCLATURE OR DESCRIPTION	ITEM NO.
PARTS LIST				
UNLESS OTHERWISE SPECIFIED DIMENSIONS ARE IN INCHES TOLERANCES ARE:				
FRACTIONS	DECIMALS	ANGLES		
±	±	±		
MATERIAL			FINISH	
ELEC			MECH	
NEXT ASSY			USED ON	
APPLICATION			DO NOT SCALE DRAWING	

CONTRACT NO.		APPROVALS		DATE
DRAWN Wynema		CHECKED J. H. H.		3-17-83
MFG. J. H. H.		PROJECT J. H. H.		4-29-83
SIZE	CODE IDENT NO.	DRAWING NO.	REV	
D		834-5168	A	

Sound Board

834-5168



REV	DATE	APPROVED	DESCRIPTION

QTY REQD	CODE IDENT	PART OR IDENTIFYING NO.	NOMENCLATURE OR DESCRIPTION	ITEM NO.
PARTS LIST				
UNLESS OTHERWISE SPECIFIED DIMENSIONS ARE IN INCHES TOLERANCES ARE:		CONTRACT NO.		
FRACTIONS	DECIMALS	ANGLES	APPROVALS	
±	.XX ±	±	DATE	
±	.XXX ±	±	3-22-85	
MATERIAL		DRAWN		
FINISH		CHECKED		
NEXT ASSY		MECH		
USED ON		ELEC		
APPLICATION		MPB		
DO NOT SCALE DRAWING		PROJECT		

Gremlin/SEGA
San Diego, California 92123

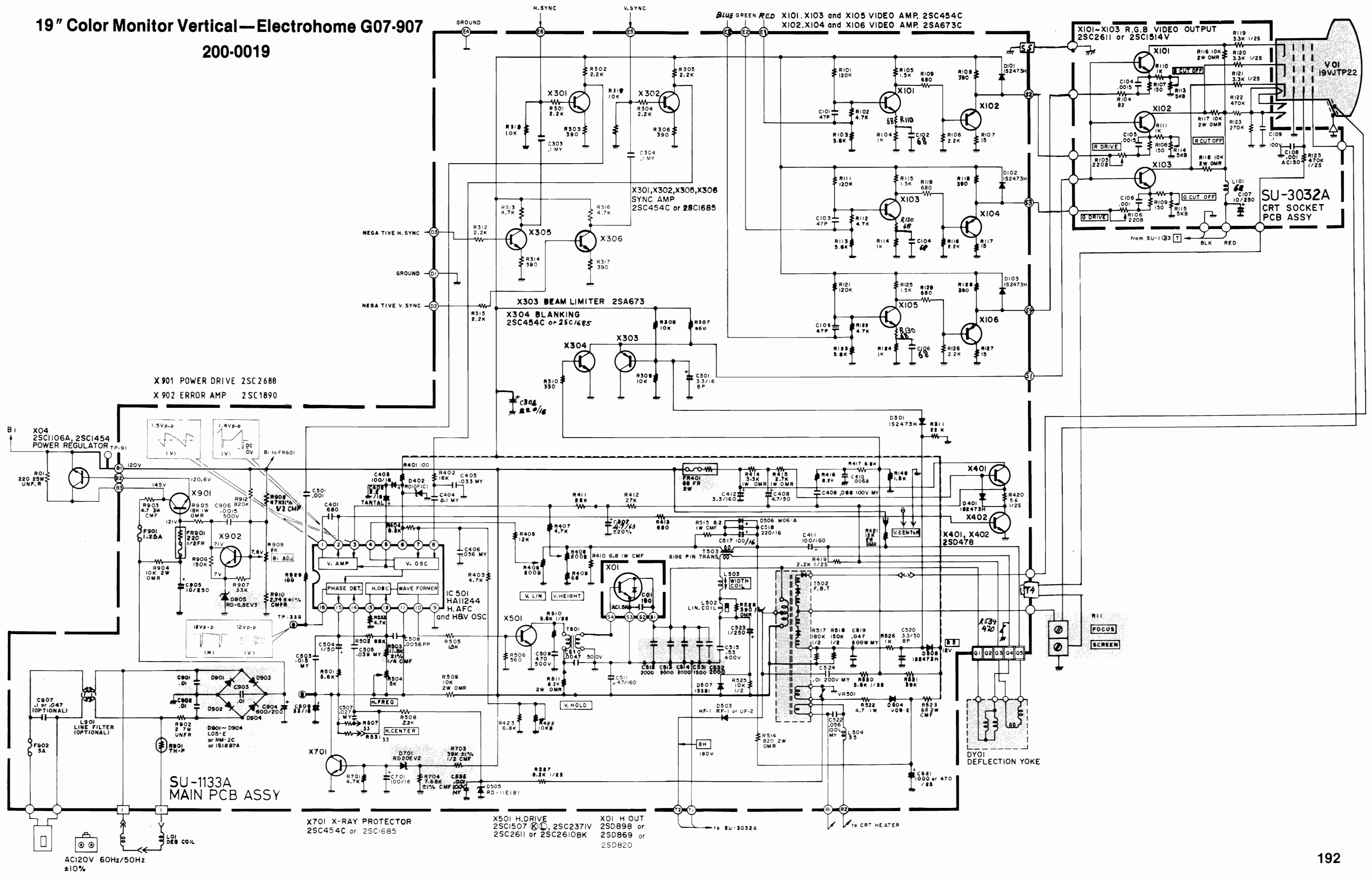
Sound Board

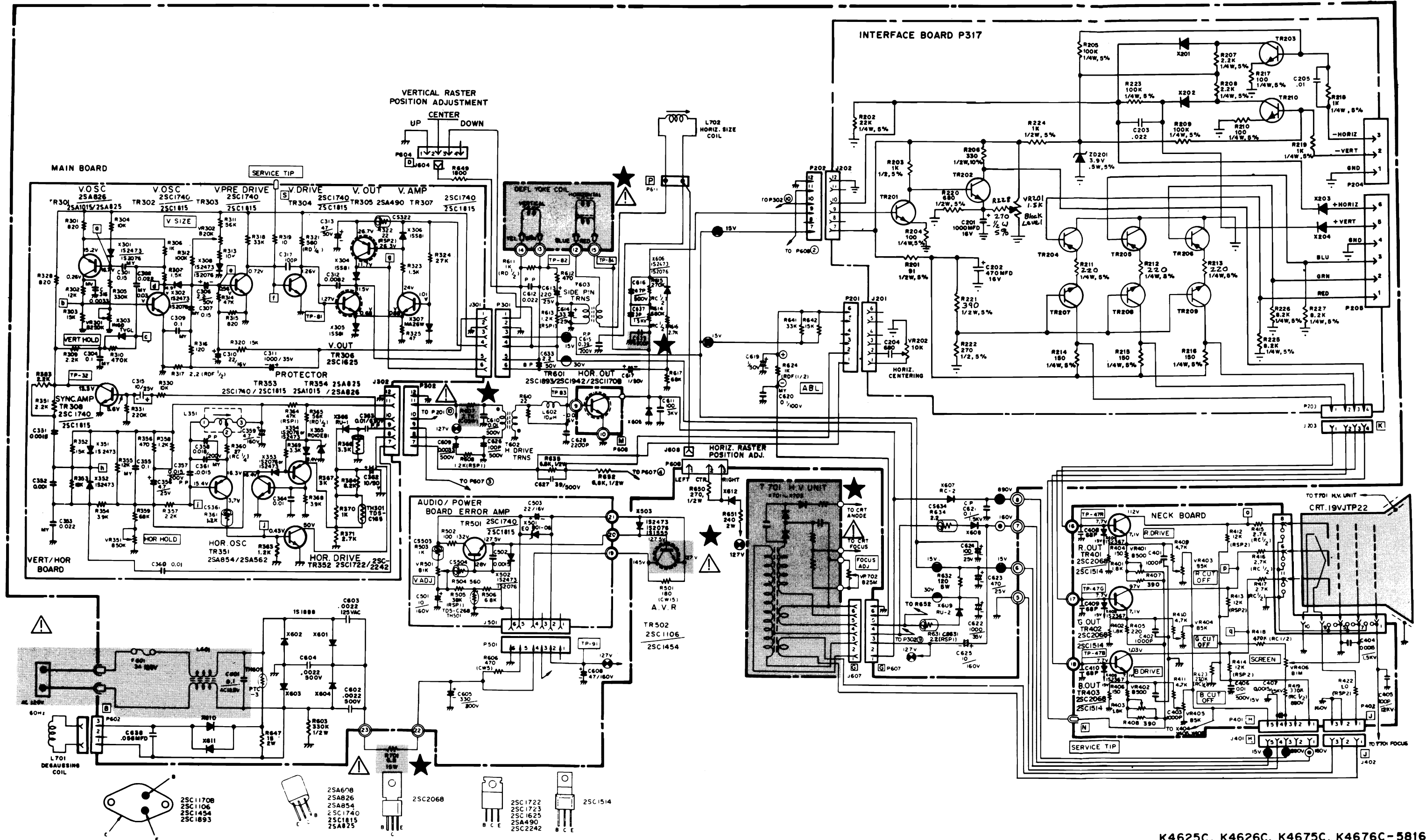
SIZE: **D** CODE IDENT NO.: **834-5168** DRAWING NO.: **834-5168** REV: **A**

SCALE: **NONE** SHEET 2 OF 2

605-5168 A

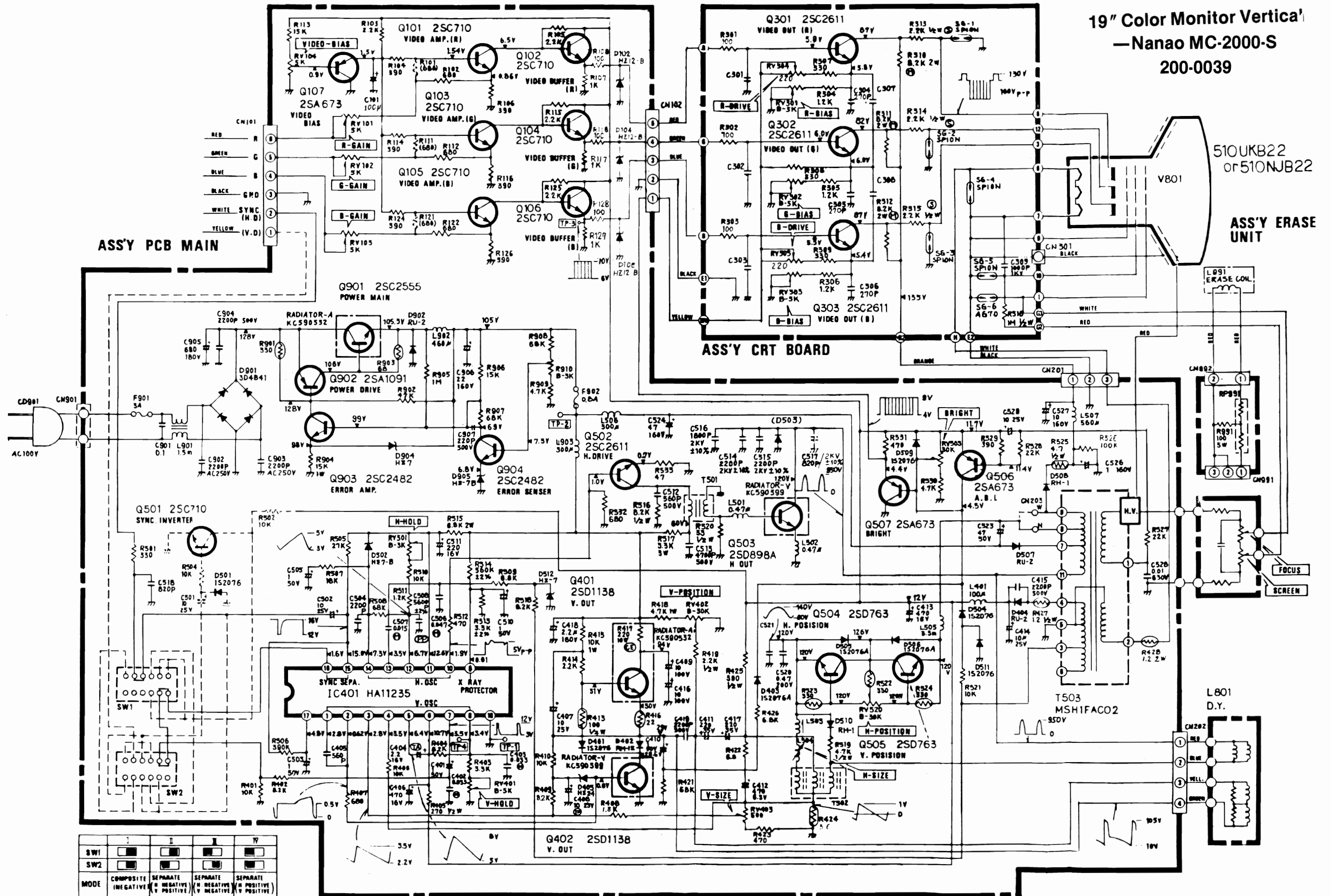
19" Color Monitor Vertical—Electrohome G07-907
200-0019



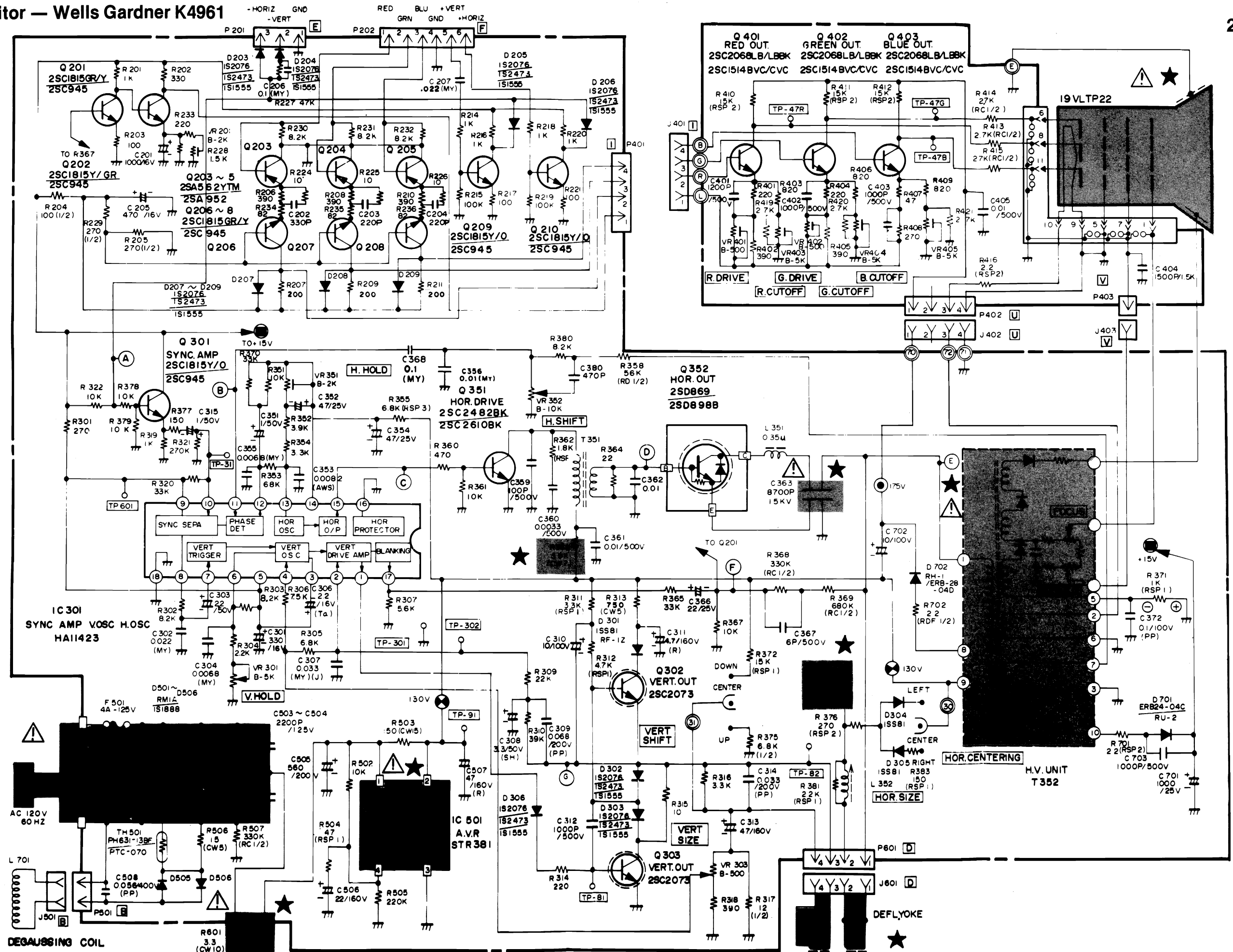


K4625C, K4626C, K4675C, K4676C-5816

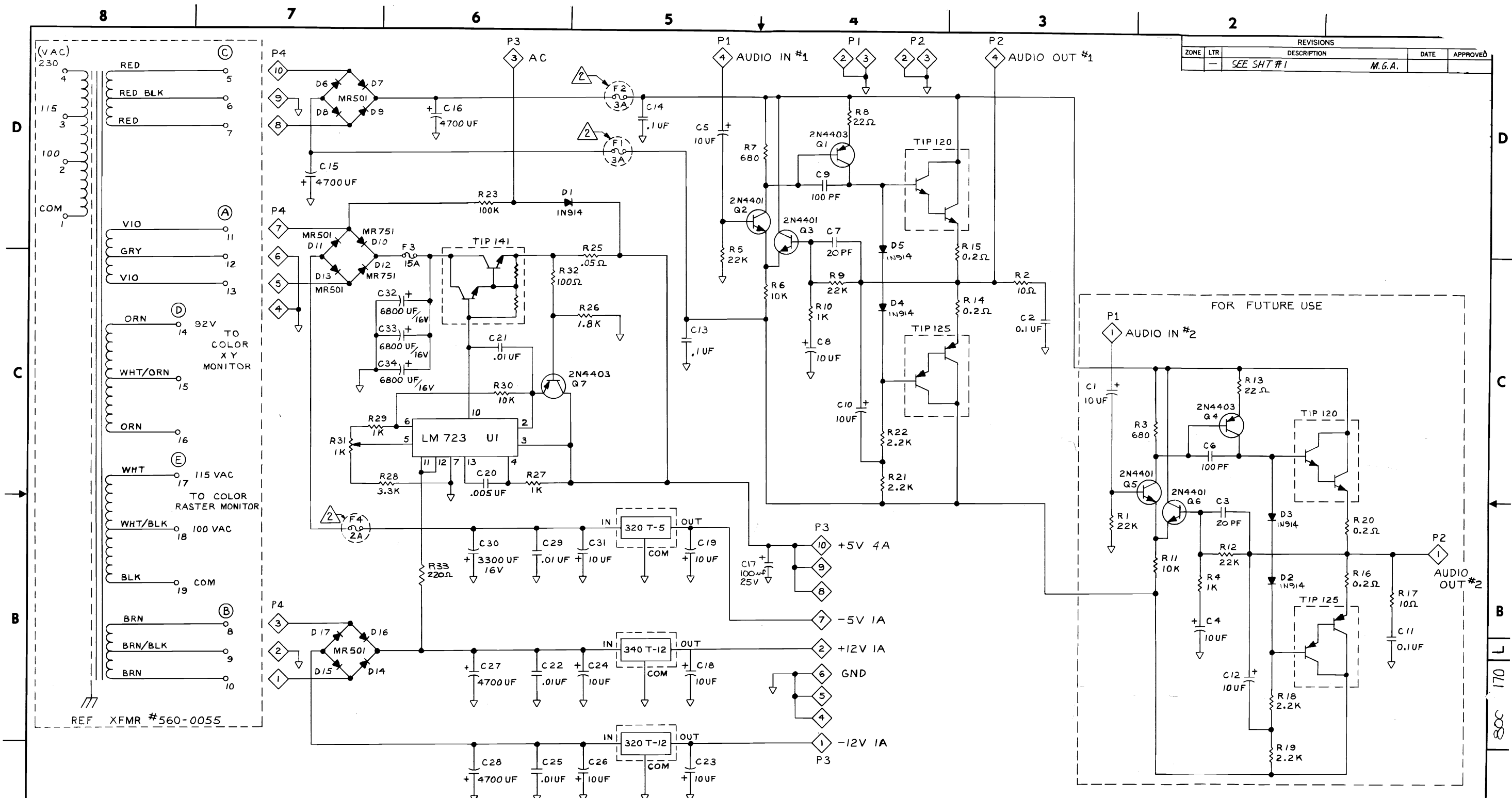
19" Color Monitor Vertical
 —Nanao MC-2000-S
 200-0039



SW1	<input type="checkbox"/>	<input type="checkbox"/>	<input type="checkbox"/>	<input type="checkbox"/>
SW2	<input type="checkbox"/>	<input type="checkbox"/>	<input type="checkbox"/>	<input type="checkbox"/>
MODE	COMPOSITE (NEGATIVE)	SEPARATE (NEGATIVE / POSITIVE)	SEPARATE (NEGATIVE / POSITIVE)	SEPARATE (NEGATIVE / POSITIVE)



REVISIONS				
ZONE	LTR	DESCRIPTION	DATE	APPROVED
-	-	SEE SHT #1	M.G.A.	



NOTE: ALL RESISTANCE VALUES ARE IN OHMS, 1/2 W ± 5%.

QTY REQD	CODE IDENT	PART OR IDENTIFYING NO.	NOMENCLATURE OR DESCRIPTION
PARTS LIST			
UNLESS OTHERWISE SPECIFIED DIMENSIONS ARE IN INCHES TOLERANCES ARE:		CONTRACT NO.	
FRACTIONS ±	DECIMALS .XX ± .XXX ±	ANGLES ±	APPROVALS
MATERIAL		DATE	
FINISH		DRAWN	
NEXT ASSY		CHECKED	
USED ON		DO NOT SCALE DRAWING	
APPLICATION		SCALE NONE	

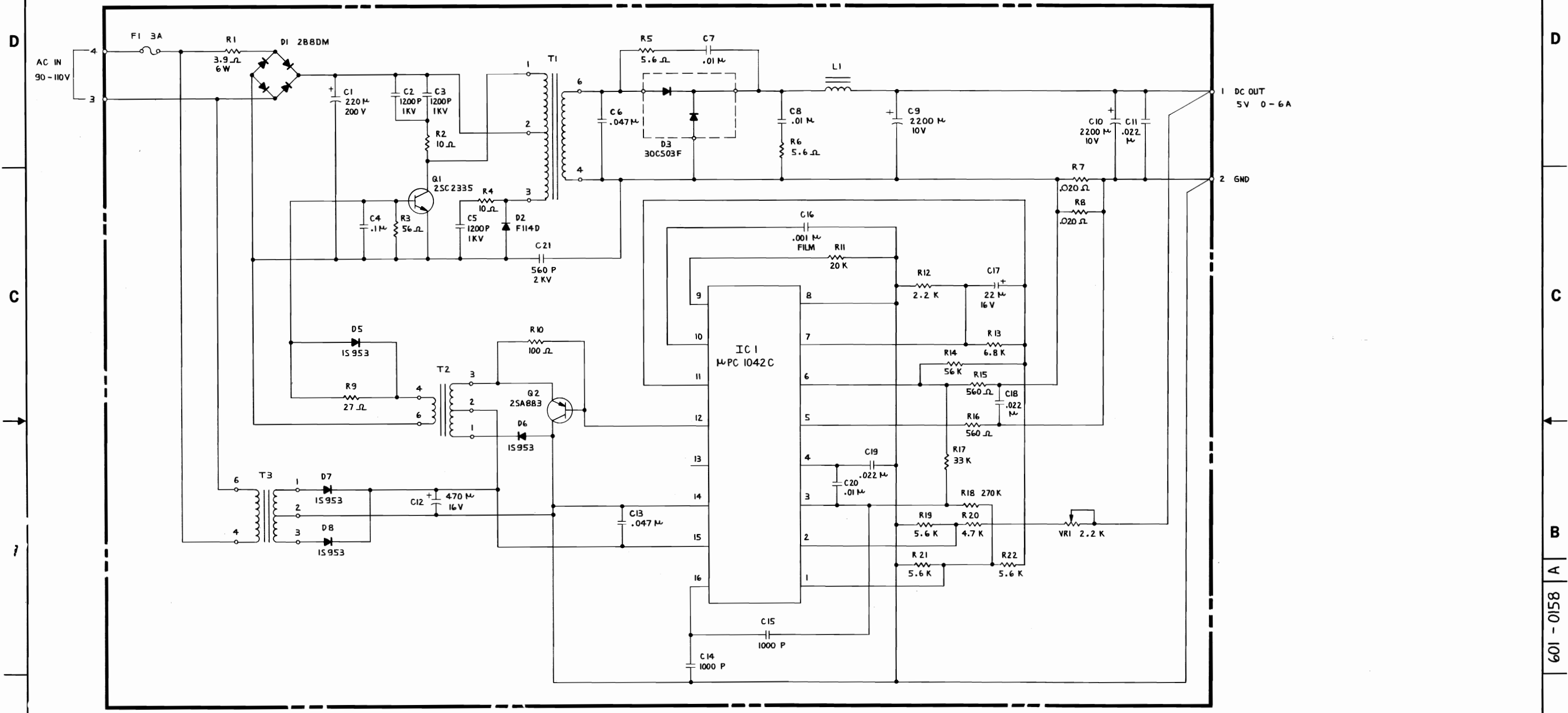
Gremlin Industries, Inc.
San Diego, California 92123

G-80 Power Supply

JIZE CODE IDENT NO. DRAWING NO. REV
D 800-0191 L

SHEET 3 OF

REVISIONS				
ZONE	LTR	DESCRIPTION	DATE	APPROVED
A		RELEASED	8-18-81	Walt



NOTES :
 1. R7, R8 AS REQUIRED OTHERWISE USE JUMPER WIRE

QTY REQD	CODE IDENT	PART OR IDENTIFYING NO.	NOMENCLATURE OR DESCRIPTION	ITEM NO.
PARTS LIST				
UNLESS OTHERWISE SPECIFIED DIMENSIONS ARE IN INCHES TOLERANCES ARE:		CONTRACT NO.		
FRACTIONS	DECIMALS	ANGLES	APPROVALS	DATE
±	.XX ±	±	DRAWN SON DUONG	8-17-81
	.XXX ±		CHECKED G. GORCE	8-17-81
MATERIAL		MECH		
FINISH		ELEC		
NEXT ASSY		MFG		
USED ON		PROJECT		
APPLICATION		DO NOT SCALE DRAWING		



Switching Regulator

SIZE CODE IDENT NO. DRAWING NO. REV
D **601-0158** **A**

601-0158 A